

# REGENCY HORIZON® RADIANT HRi3E

Compact Gas Fireplace Insert



HRi3E shown with Vignette faceplate in Black, Black Crystals with Volcanic Stones and Black Reflective Enamel panels.



Small backing plate and Vignette faceplate in Black Chrome with Starfire Crystals



Arched backing plate and arched Vignette faceplate in Black with optional volcanic stones



4-sided regular backing plate and Vignette faceplate in Platinum with Black Crystals

## COMPACT AND CUSTOMIZABLE

Designed for contemporary spaces, the HRi3E is as versatile as it is beautiful. The HRi3E gas insert delivers heat efficiently and with a captivating style. Choose the look you want with a wide selection of accent options. Colored glass crystals or firebeads combine elegantly with spa stones or driftwood logs.

| SPECIFICATIONS                 | NATURAL GAS | PROPANE |
|--------------------------------|-------------|---------|
| Input (BTU)                    | 19,500      | 19,000  |
| Turn down to (BTU)             | 14,000      | 15,500  |
| Efficiency (steady state)      | 71.73%      | 72.87%  |
| EnerGuide Rating (Canada only) | 64.36%      | 66.24%  |

| MINIMUM FIREPLACE OPENING<br>(VIGNETTE FACEPLATE) |         |
|---|---------|
| Width (front)                                     | 28-1/2" |
| Width (rear)                                      | 21-5/8" |
| Height  | 19-1/2" |
| Depth   | 14-1/2" |

Note: Fireplace opening sizes may differ depending on option chosen and type of masonry fireplace. See product specifications on page 31.



HRI3E shown with regular backing plate, Vignette faceplate in Platinum with Black Crystals and optional Driftwood log set.



Regular backing plate, Vignette faceplate in Black, Craftsman inlay in Black with Black Crystals and optional Driftwood log set



Regular backing plate, Vignette faceplate in Black, Door inlay in Black with Black Crystals and optional Volcanic Stones



Regular backing plate, Vignette Tudor faceplate in Black with Black Crystals and optional Volcanic Stones

## STANDARD FEATURES

- Horizon contemporary linear fire bed with a generous range of media options
- Heat radiating ceramic glass with safety screen
- 6-tube heat exchanger for max efficiencies
- Variable speed blower for max heat distribution
- Electronic ignition with SureFire™ switch
- Proflame I GTMF remote control
- 30° angled flue for versatile installation
- Direct vent to increase efficiency & warmth retention
- Natural gas
- Limited lifetime warranty

## OPTIONS

- Vignette faceplates in various designs and colors
- Vignette inlays in various designs and colors
- Firebeads and crystals in various colors
- Driftwood log set, Volcanic Stones, Spa Stones or River Pebbles
- Reflective black enamel interior panels
- Small, regular, arched, oversized and custom backing plates
- Hearth trim kit and mantel deflector
- Regency flex liners
- Propane conversion kit
- Proflame II Gas insert hardwire kit



# REGENCY HORIZON® RADIANT HRI4E

Medium Gas Fireplace Insert



HRI4E shown with 4-sided regular backing plate, Vignette faceplate in Platinum with Black Crystals and optional Driftwood log set.



Small backing plate and Vignette faceplate in Black with Black Crystals and optional Driftwood log set



Arched backing plate and arched Vignette faceplate in Black with optional Starfire Crystals



Regular backing plate and Vignette faceplate in Black with optional Black Crystals

## MODERN AND ELEGANT

Add comfort and update the look of your home with a Regency Horizon Radiant medium-sized gas insert. Radiant inserts deliver heat efficiently and can be customized with captivating firebed options. Simply choose the style you want: combine colored glass crystals or firebeads with spa stones for natural elegance or select driftwood logs for a coastal look.

| SPECIFICATIONS                 | NATURAL GAS | PROPANE |
|--------------------------------|-------------|---------|
| Input (BTU)                    | 31,000      | 31,000  |
| Turn down to (BTU)             | 22,000      | 26,000  |
| Efficiency (steady state)      | 71.45%      | 73.01%  |
| EnerGuide Rating (Canada only) | 70.27%      | 69.36%  |

| MINIMUM FIREPLACE OPENING (VIGNETTE FACEPLATE) |         |
|--|---------|
| Width (front)                                  | 30"     |
| Width (rear)                                   | 22"     |
| Height   | 20"     |
| Depth (without spacer)                         | 18"     |
| Depth (with spacer)                            | 15-3/4" |

Note: Fireplace opening sizes may differ depending on option chosen and type of masonry fireplace. See product specifications on page 31.



HRI4E shown with regular backing plate, Vignette faceplate in Platinum and Black Crystals.



Regular backing plate, Vignette faceplate in Black, Craftsman inlay in Black with Black Crystals and optional Volcanic Stones



Regular backing plate, Vignette faceplate in Black and Door inlay in Black with Black Crystals



Regular backing plate and Vignette Tudor faceplate in Black with Black Crystals

## STANDARD FEATURES

- Horizon contemporary linear fire bed with a generous range of media options
- Heat radiating ceramic glass with safety screen
- 6-tube heat exchanger for max efficiencies
- Variable speed blower for max heat distribution
- Electronic ignition with SureFire™ switch
- Proflame I GTMF remote control
- 30° angled flue for versatile installation
- Direct vent to increase efficiency & warmth retention
- Natural gas
- Limited lifetime warranty

## OPTIONS

- Vignette faceplates in various designs and colors
- Vignette inlays in various designs and colors
- Faceplate spacer for shallow fireplace installations
- Driftwood log set, crystals or firebeads in various colors
- Volcanic Stones, Spa Stones, or accent River Pebbles
- Reflective black enamel interior panels
- Small, regular, arched, oversized and custom backing plates
- Mantel deflector for reduced clearances
- Hearth trim kits for raised hearth installations
- Wall thermostat
- Regency flex liners
- Propane conversion kit

# REGENCY HORIZON® RADIANT HRi6E

## Large Gas Fireplace Insert



HRi6E shown with regular backing plate, Vignette faceplate in Black Chrome, Black Crystals with Volcanic Stones and Black Reflective Enamel panels.



Small backing plate, Vignette faceplate in Platinum with Black Crystals and optional Volcanic Stones



Arched backing plate, arched Vignette faceplate in Black with Black Crystals and optional Driftwood log set



4-sided regular backing plate, Vignette faceplate in Black with Black Crystals

### SLEEK AND CONTEMPORARY

The Regency Horizon Radiant Series introduces a sleek, contemporary large gas insert designed to transform your existing fireplace. Choose from a selection of modern Vignette faceplates and firebed options to create a unique look. Backed by the industry's best warranty, the HRi6E provides reliable, high-efficiency heat with exceptional styling.

| SPECIFICATIONS                 | NATURAL GAS | PROPANE |
|--------------------------------|-------------|---------|
| Input (BTU)                    | 38,000      | 38,000  |
| Turn down to (BTU)             | 25,000      | 30,000  |
| Efficiency (steady state)      | 73.01%      | 73.01%  |
| EnerGuide Rating (Canada only) | 70.37%      | 70.37%  |

| MINIMUM FIREPLACE OPENING<br>(VIGNETTE FACEPLATE) |         |
|---|---------|
| Width (front)                                     | 34"     |
| Width (rear)                                      | 25"     |
| Height  | 24"     |
| Depth (without spacer)                            | 19-1/2" |
| Depth (with spacer)                               | 16-3/4" |

Note: Fireplace opening sizes may differ depending on option chosen and type of masonry fireplace. See product specifications on page 31.





HRI6E shown with regular backing plate, Vignette faceplate in Black with Black Crystals and optional Driftwood log set.



Regular backing plate, Vignette faceplate in Black and Door inlay in Black with Black Crystals



Regular backing plate, Vignette faceplate in Black and Craftsman inlay in Black with Starfire Crystals



Regular backing plate, Vignette Tudor faceplate in Black with Black Crystals and optional Volcanic Stones

## STANDARD FEATURES

- Horizon contemporary linear fire bed with a generous range of media options
- Heat radiating ceramic glass with safety screen
- 6-tube heat exchanger for max efficiencies
- Variable speed blower for max heat distribution
- Electronic ignition with SureFire™ switch
- Proflame I GTMF remote control
- 30° angled flue for versatile installation
- Direct vent to increase efficiency & warmth retention
- Natural gas
- Limited lifetime warranty

## OPTIONS

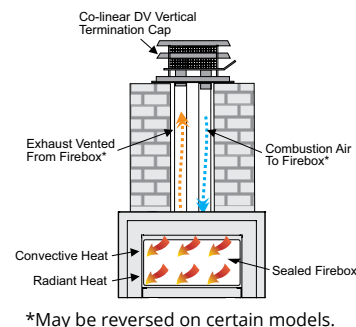
- Vignette faceplates in various designs and colors
- Vignette inlays in various designs and colors
- Faceplate spacer for shallow fireplace installations
- Driftwood log set, crystals or firebeads in various colors
- Volcanic Stones, Spa Stones, or Accent River Pebbles
- Reflective black enamel interior panels
- Small, regular, arched, oversized and custom backing plates
- Mantel deflector for reduced clearances
- Hearth trim kits for raised hearth installations
- Wall thermostat
- Regency flex liners
- Propane conversion kit

# OTHER OPTIONS

## DIRECT VENT TECHNOLOGY

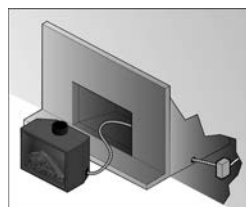
A Regency gas insert is a specially engineered, sealed fireplace that slips into your existing masonry or pre-fab fireplace to create a high-efficiency heating system with a beautiful fire. The airtight firebox uses outside air for combustion, helping maintain indoor air quality and keeping all the warmth generated from your fireplace in your home.

Even when the fireplace is turned off, the sealed system will prevent cold air from entering the home and warm air from leaving.



## PROFLAME II GAS INSERT HARDWIRE KIT

This kit allows you to have a hard-wire electrical connection within your existing fireplace for a safe and cord free installation.

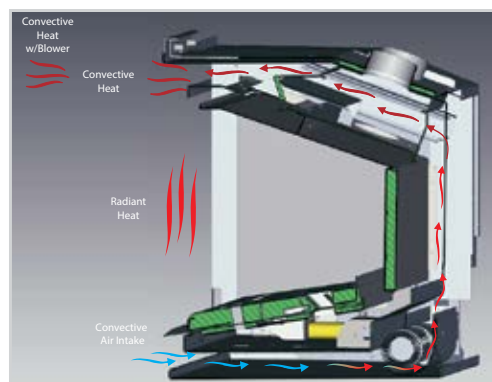


## INTELLIGENT IGNITION SYSTEM\*

Regency gas fireplace inserts feature an Intelligent Ignition System that lights the pilot only when needed, reducing gas usage and costs. In colder climates, it can be set to Continuous Pilot Mode (CPI), keeping the pilot lit for up to seven days. With a new 5-second Flame Failure Response Time (FFRT) sensor, it ensures reliable ignition even in cold conditions, enhancing performance and efficiency.

\*Not available on L234, U31, E33, Gi29LU.

## SPREAD THE WARMTH



Blower

Note: This unit is only available in select markets.

## REMARKABLE EFFICIENCY

The precision-engineered heat exchanger systems dramatically increase the overall heating efficiency of these Regency gas inserts. The cold air from your room passes through the pre-heated heat exchanger system, which is then re-distributed back into your room as comforting warm air (also known as convection heat).

## POWERFUL RADIANT HEAT

Not only do these gas inserts include the latest innovations in fireplace technology and efficiencies, they also generate a large amount of radiant heat from the flames of the fire package. The heat from the fire radiates through the ceramic glass and transfers that warmth to you, providing the perfect combination of radiant and convective heat distribution.

## VARIABLE SPEED BLOWER TO MAXIMIZE EFFICIENCY

Regency blowers are a standard feature with all gas inserts. A blower will let you enjoy the warmth of your fireplace from any corner of your living space. Our quiet blowers increase the efficiency of your fireplace by pushing the heat produced by your fireplace forward, distributing it further, and evenly into your room.

# ATMOSPHERE COLLECTION – ACCESSORIES

Mix & match accessories along with almost 450 different combinations create the look you desire. The modular accessory system, featured in our most flexible gas inserts ever, enables you to tailor your fireplace to match your home and décor perfectly.

## FRONT OPTIONS



3-sided & 4-sided  
Finishing Trim



Regular Faceplate  
with Premium Sunset  
Bronze Surround



Flush 3-Sided Faceplate



Flush 4-Sided Faceplate



Flush Faceplate with  
Traditional Surround


## PREMIUM SURROUNDS



Black



White



Sunset Bronze



Grey



Brushed Nickel



Black



Brushed Antique  
Copper

## TRADITIONAL SURROUNDS

## INTERIOR PANEL OPTIONS



Brown Brick



Herringbone Brick



Castlestone Brick



Volcanic Black Brick



Painted Black



Reflective Black Glass

## FIREBED OPTIONS



Oak Log Set



Birch Log Set



Driftwood Log Set

## BACKING PLATES



Custom 3-sided



Custom 4-sided



Oversized

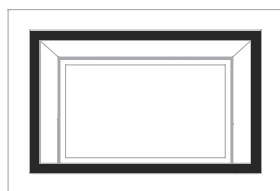


# LIBERTY AND HORIZON OPTIONS

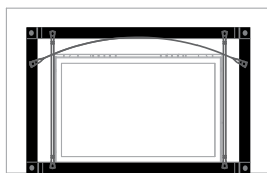
## VIGNETTE FACEPLATE OPTIONS (NOT AVAILABLE ON ALL MODELS)



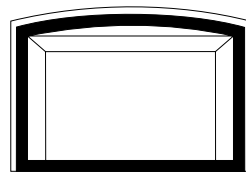
Vignette with 3-sided  
Backing Plate



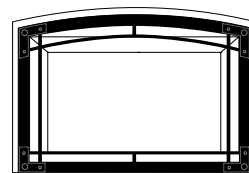
Vignette with 4-sided  
Backing Plate



Tudor Rustic Vignette Faceplate



Arched Vignette Faceplate

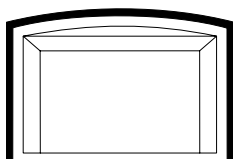


Decorative Arched  
Vignette Faceplate


## BACKING PLATE OPTIONS\*




Small Backing Plate




Arched Backing Plate



Regular Backing Plate



4-sided Regular Backing Plate




Oversized Backing Plate

*\*Custom sizes also available*

## VIGNETTE INLAY OPTIONS



Vignette Door Inlay\*\*




Vignette Craftsman Inlay\*\*

## VIGNETTE FACEPLATE & VIGNETTE INLAY FINISHES



Black



Black Chrome



Tuscan Sunset



Platinum  
(Not available  
for inlays)

## CRYSTALS & FIREBEADS



Crystals - Black



Crystals - Copper



Crystals - Starfire



Firebeads - Black



Firebeads - Caramel Luster



Firebeads - Glacier Ice

## STONES & LOGS



Volcanic Stones - Gray



Volcanic Stones - Tan



Ceramic Spa Stones



Natural River Pebbles



Driftwood Ceramic Log Set

## INNER PANELS



Reflective Black  
Enamel Panels




Standard -  
Rustic Brown



Standard -  
Old Town Red



Standard -  
Volcanic Black



Black Steel  
(Available for LRI4E and  
HRI4E only)

# ACCESSORIES

| ACCESSORIES - AT A GLANCE   |   |                   |                | LRi3E | HRI3E | LRi4E | HRI4E | LRi6E | HRI6E | E33 | U31 | L234 |   |
|-----------------------------|---|-------------------|----------------|-------|-------|-------|-------|-------|-------|-----|-----|------|---|
| Horizon firebed             | Crystals in various colors                            |                   |                | •     | ★     | •     | ★     | •     | ★     | •   | •   | •    |   |
|                             | Firebeads in various colors                           |                   |                | •     | ★     | •     | ★     | •     | ★     | •   | •   | •    |   |
|                             | Ceramic spa stones                                    |                   |                | •     | ★     | •     | ★     | •     | ★     | •   | •   | •    |   |
|                             | Volcanic stones                                       |                   |                | •     | ★     | •     | ★     | •     | ★     | •   | •   | •    |   |
|                             | Driftwood log set (natural gas only on HRI4E & HRI6E) |                   |                | •     | ★     | •     | ★     | •     | ★     | •   | •   | •    |   |
| Backing plates              | Small   |                   |                | ★     | ★     | ★     | ★     | ★     | ★     | •   | •   | •    |   |
|                             | Regular   |                   |                | ★     | ★     | ★     | ★     | ★     | ★     | •   | •   | •    |   |
|                             | 4-sided regular                                       |                   |                | ★     | ★     | ★     | ★     | ★     | ★     | •   | •   | •    |   |
|                             | Oversized   |                   |                | ★     | ★     | ★     | ★     | ★     | ★     | •   | •   | •    |   |
|                             | Arched  |                   |                | ★     | ★     | ★     | ★     | ★     | ★     | •   | •   | •    |   |
| Vignette faceplates         | Vignette  |                   | Black          | ★     | ★     | ★     | ★     | ★     | ★     | •   | •   | •    |   |
|                             |   |                   | Black chrome   | ★     | ★     | •     | •     | •     | •     | •   | •   | •    | • |
|                             |   |                   | Platinum       | ★     | ★     | ★     | ★     | ★     | ★     | •   | •   | •    | • |
|                             |   |                   | Tuscan sunset  | ★     | ★     | ★     | ★     | ★     | ★     | •   | •   | •    | • |
|                             | Vignette – 4-sided                                    |                   | Black          | •     | •     | •     | •     | •     | •     | ★   | •   | •    |   |
|                             | Rustic Vignette                                       | Tudor             | Black          | ★     | ★     | ★     | ★     | ★     | ★     | •   | •   | •    |   |
|                             | Arched Vignette                                       | Arched            | Black          | ★     | ★     | ★     | ★     | ★     | ★     | •   | •   | •    |   |
|                             |   | Decorative Arched | Black          | ★     | ★     | ★     | ★     | ★     | ★     | •   | •   | •    |   |
| Vignette inlays             | Door inlay  |                   | Black          | ★     | ★     | ★     | ★     | ★     | ★     | ★   | •   | •    |   |
|                             | Craftsman inlay                                       |                   | Black          | ★     | ★     | ★     | ★     | ★     | ★     | •   | •   | •    |   |
| Low profile faceplates      | Low profile – 3-sided                                 |                   | Black          | •     | •     | •     | •     | •     | •     | ★   | ★   | ★    |   |
|                             | Low profile – 3-sided – oversize                      |                   | Black          | •     | •     | •     | •     | •     | •     | ★   | •   | •    |   |
|                             | Low profile – 3-sided – custom                        |                   | Black          | •     | •     | •     | •     | •     | •     | ★   | ★   | ★    |   |
| Contour faceplate           |   |                   | Black          | •     | •     | •     | •     | •     | •     | •   | ★   | •    |   |
| Louvers                     |   |                   | Black          | •     | •     | •     | •     | •     | •     | •   | ★   | •    |   |
| Inner panels                | Bricks  |                   | Rustic brown   | ★     | •     | ★     | •     | ★     | •     | ★   | ★   | ★    |   |
|                             |   |                   | Old town red   | ★     | •     | ★     | •     | ★     | •     | ★   | ★   | ★    |   |
|                             |   |                   | Volcanic black | ★     | •     | ★     | •     | ★     | •     | •   | •   | •    |   |
|                             | Steel   | Black             |                | •     | ✓     | ★     | ★     | ✓     | ✓     | ✓   | ✓   | ✓    |   |
|                             | Reflective  | Black enamel      |                | ★     | ★     | ★     | ★     | ★     | ★     | •   | •   | •    |   |
| Safety screen               |   |                   | ✓              | ✓     | ✓     | ✓     | ✓     | ✓     | ✓     | ✓   | ✓   | ✓    |   |
| Spacer                      |   |                   | •              | •     | ★     | ★     | ★     | ★     | •     | •   | •   | ✓    |   |
| Hearth trim                 |   |                   | ★              | ★     | ★     | ★     | ★     | ★     | ★     | ★   | ★   | ★    |   |
| Variable speed blower       |   |                   | ✓              | ✓     | ✓     | ✓     | ✓     | ✓     | ✓     | ✓   | ✓   | ✓    |   |
| Wall thermostat             |   |                   | ★              | ★     | ★     | ★     | ★     | ★     | ★     | ★   | ★   | ★    |   |
| Remote control              | Proflame GT   |                   | •              | •     | •     | •     | •     | •     | •     | •   | ✓   | •    |   |
|                             | Proflame GTM  |                   | •              | •     | •     | •     | •     | •     | •     | ✓   | •   | ✓    |   |
|                             | Proflame GTMF   |                   | ✓              | ✓     | ✓     | ✓     | ✓     | ✓     | •     | •   | •   | •    |   |
| Turn down flame modulator   |   |                   | ✓              | ✓     | ✓     | ✓     | ✓     | ✓     | ✓     | ✓   | ✓   | ✓    |   |
| Direct vent                 |   |                   | ✓              | ✓     | ✓     | ✓     | ✓     | ✓     | ✓     | ✓   | •   | ✓    |   |
| B-Vent                      |   |                   | •              | •     | •     | •     | •     | •     | •     | •   | ✓   | •    |   |
| Intelligent Ignition system |   |                   | ✓              | ✓     | ✓     | ✓     | ✓     | ✓     | ✓     | •   | •   | •    |   |
| Propane conversion kit      |   |                   | ★              | ★     | ★     | ★     | ★     | ★     | ★     | ★   | ★   | ★    |   |

- Not available
- ✓ Standard
- ★ Optional

NOTE: All product specifications are subject to change without notice. Before installing refer to the relevant product manual for full and up to date information.

# OTHER OPTIONS

## MAXIMIZING COMFORT AND EFFICIENCY

Regency Fireplace Inserts deliver controllable heat solutions that combine the latest in radiant and convection heat technology with innovative features:

- Adjustable flame/heat control with Proflame remote controls (not available for U31)
- Heat radiating ceramic glass for maximum radiant heat
- Safety screen
- Variable speed blower to distribute heat into the farthest corners of your room
- Intelligent Ignition System\* features fuel-saving intermittent pilot ignition (IPI), 7-day continuous pilot mode (CPI), and 5-second Flame Failure Response Time (FFRT) for more reliable startups, even in cold weather.
- Power's Out, Heat's On. Never worry about being cold during a power outage again! All Regency gas fireplaces operate without electricity. Enjoy peace of mind all winter long.

\*Not available for L234, U31, E33, Gi29LU.

## REMOTE CONTROL - INCLUDED



Proflame I GTMF Remote Control

\*May be black on select models.



Proflame II GTMF Remote Control

Create optimal comfort with ease and convenience at the touch of a button with a Regency remote control. Our **user-friendly programmable controls** can be set, adjusted, and programmed for your fireplace to turn on at the temperature you want, when you want it.

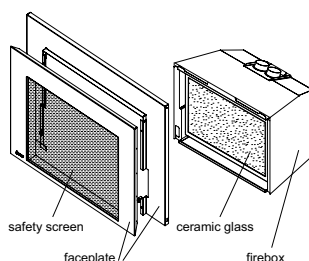
| FEATURE             | DESCRIPTION            | PROFLAME REMOTES |     |      |
|---------------------|------------------------|------------------|-----|------|
|                     |                        | GT               | GTM | GTMF |
| On/off              |                        | ✓                | ✓   | ✓    |
| Child lock          |                        | ✓                | ✓   | ✓    |
| LCD backlit screen  |                        | ✓                | ✓   | ✓    |
| Temperature display | °F / °C                | ✓                | ✓   | ✓    |
| Thermostat          | one setting (all days) | ✓                | ✓   | ✓    |
| Smart thermostat**  |                        | ✓                | ✓   | ✓    |
| Flame adjustment    | (6 levels)             | •                | ✓   | ✓    |
| Fan control         | (6 levels)             | •                | •   | ✓    |

- Not available
- ✓ Standard

\*\*Smart Thermostat - Rather than a thermostat that simply turns your fireplace on and off, the smart control function allows you to set your desired room temperature. As the room reaches your personal setting, the flame intensity and heat will gradually decrease - keeping the ambiance of your Regency fire on with less heat output, and the option to turn it off at any time.

## SAFETY SCREEN

Regency has integrated a custom designed safety screen into each faceplate design that meets or exceeds current North American safety legislation.



## APP CONTROL\*

The optional Wifi enabled module provides the ultimate fireplace control with the ProFlame Connect Plus App.

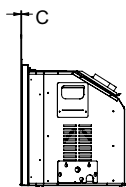
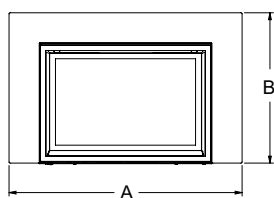


\*Available on select units.

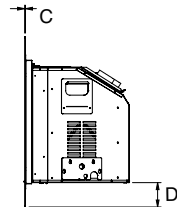
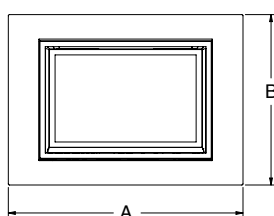


# Gi25, Gi27, Gi29 & Gi33 SPECIFICATIONS

Three-Sided Faceplate



Four-Sided Faceplate

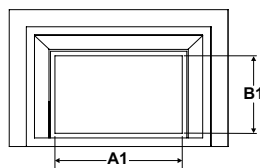


|      | FACEPLATE                              | DIMENSIONS        |                   | C - DEPTH | D - BOTTOM HEIGHT |
|------|--|-------------------|-------------------|-----------|-------------------|
|      |  | A - WIDTH         | B - HEIGHT        |           |                   |
| Gi25 | Regular Faceplate                      | 35-3/4"           | 23-1/4"           | 1-1/4"    | --                |
|      | 3-Sided Flush Faceplate                | 35-3/4"           | 23-1/4"           | 1/8"      | --                |
|      | 4-Sided Flush Faceplate                | 35-3/4"           | 26-3/8"           | 1/8"      | 4-3/16"           |
|      | Screen with 3-Sided Finishing Trim     | 28-1/4"           | 18-3/4"           | 1/16"     | --                |
|      | Screen with 4-Sided Finishing Trim     | 28-1/4"           | 20"               | 1/16"     | 1-1/8"            |
|      | Oversized Backing Plate                | 44-5/8"           | 29-5/8"           | 1/8"      | --                |
|      | 3-Sided Custom Backing Plate           | 30-1/4"           | 19-3/4" - 44-7/8" | 1/8"      | --                |
|      | 4-Sided Custom Backing Plate           | 30-1/4"           | 22-1/8" - 45"     | 1/8"      | 2-1/8" minimum    |
| Gi27 | Regular Faceplate                      | 35-3/4"           | 23-1/4"           | 1-1/4"    | --                |
|      | 3-Sided Flush Faceplate                | 35-3/4"           | 23-1/4"           | 1/8"      | --                |
|      | 4-Sided Flush Faceplate                | 35-3/4"           | 26-3/8"           | 1/8"      | 3-5/8"            |
|      | Screen with 3-Sided Finishing Trim     | 31-7/8"           | 19-3/4"           | 1/16"     | --                |
|      | Screen with 4-Sided Finishing Trim     | 30-1/4"           | 21"               | 1/16"     | 1-1/8"            |
|      | Oversized Backing Plate                | 44-5/8"           | 29-5/8"           | 1/8"      | --                |
|      | 3-Sided Custom Backing Plate           | 30-1/4" - 56-7/8" | 19-3/4" - 44-7/8" | 1/8"      | --                |
|      | 4-Sided Custom Backing Plate           | 30-1/4" - 69"     | 22-1/8" - 45"     | 1/8"      | 2-1/8"            |
| Gi29 | Regular Faceplate                      | 40-3/16"          | 26"               | 1-1/4"    | --                |
|      | Regular Faceplate w/ Premium Surround  | 40-13/16"         | 26-3/8"           | 1-11/16"  | --                |
|      | 3-Sided Flush Faceplate                | 40-3/16"          | 26"               | 1/8"      | --                |
|      | 4-Sided Flush Faceplate                | 40-3/16"          | 29-1/4"           | 1/8"      | 4-3/16"           |
|      | Screen with 3-Sided Finishing Trim     | 31-7/8"           | 21-7/8"           | 1/16"     | --                |
|      | Screen with 4-Sided Finishing Trim     | 31-7/8"           | 23-1/8"           | 1/16"     | 1-1/8"            |
|      | Oversized Backing Plate                | 47-1/2"           | 31-1/2"           | 1/8"      | --                |
|      | 3-Sided Custom Backing Plate           | 33-7/8" - 56-7/8" | 22-7/8" - 44-7/8" | 1/8"      | --                |
|      | 4-Sided Custom Backing Plate           | 33-7/8" - 69"     | 25-1/8" - 45"     | 1/8"      | 2-1/8" minimum    |
| Gi33 | Flush Faceplate w/Traditional Surround | 45-3/4"           | 28-3/4"           | 2-1/4"    | --                |
|      | Regular Faceplate                      | 46-5/16"          | 30-7/8"           | 1-5/16"   | --                |
|      | Regular Faceplate w/ Premium Surround  | 46-3/4"           | 31-1/8"           | 1-11/16"  | --                |
|      | 3-Sided Flush Faceplate                | 46-1/8"           | 30-3/4"           | 1/8"      | --                |
|      | 4-Sided Flush Faceplate                | 46-1/8"           | 37-1/16"          | 1/8"      | 6"                |
|      | Screen with 3-Sided Finishing Trim     | 35-15/16"         | 25-11/16"         | 1/16"     | --                |
|      | Screen with 4-Sided Finishing Trim     | 35-15/16"         | 26-15/16"         | 1/16"     | 1-1/8"            |
|      | Oversized Backing Plate                | 50-1/4"           | 33"               | 1/8"      | --                |
|      | 3-Sided Custom Backing Plate           | 38" - 56-7/8"     | 26-3/4" - 44-7/8" | 1/8"      | --                |
|      | 4-Sided Custom Backing Plate           | 38" - 69"         | 29" - 45"         | 1/8"      | 2-1/8" minimum    |
|      | Flush Faceplate w/Traditional Surround | 51-5/8"           | 30-3/4"           | 2-3/16"   | --                |

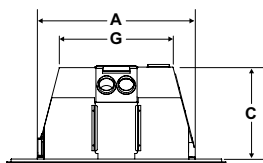
NOTE: All product specifications are subject to change without notice.  
Always refer to the relevant product manual for full and up-to-date information.

# DIMENSIONS

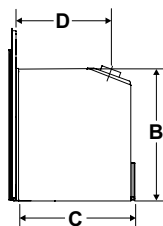
## LRI6E, HRI4E, LRI4E, HRI3E, LRI3E, E33, L234, U31 SPECIFICATIONS



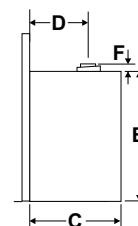
FRONT VIEW



TOP VIEW



SIDE VIEW OF HRI6E,  
LRI6E, HRI4E, LRI4E,  
HRI3E, LRI3E, E33, L234



SIDE VIEW  
OF U31

| UNIT  | A         | B       | A1        | B1       | C         | D         | F      | G         |
|-------|-----------|---------|-----------|----------|-----------|-----------|--------|-----------|
| HRI6E | 33-15/16" | 23-5/8" | 28-3/16"  | 18-5/16" | 19-3/16"  | 14-11/16" | --     | 24-1/2"   |
| LRI6E | 33-15/16" | 23-5/8" | 28-3/16"  | 18-5/16" | 19-3/16"  | 14-11/16" | --     | 24-1/2"   |
| HRI4E | 30"       | 20"     | 24-3/16"  | 14-3/4"  | 17-7/8"   | 14-5/16"  | --     | 21-11/16" |
| LRI4E | 30"       | 20"     | 24-3/16"  | 14-3/4"  | 17-7/8"   | 14-5/16"  | --     | 21-11/16" |
| HRI3E | 28"       | 19"     | 22-11/16" | 14-1/4"  | 14"       | 10-3/8"   | --     | 21-1/4"   |
| LRI3E | 28"       | 19"     | 22-11/16" | 14-1/4"  | 14"       | 10-3/8"   | --     | 21-1/4"   |
| E33   | 32-1/4"   | 23-3/4" | 30-3/8"   | 14-3/4"  | 16-1/4"   | 11-1/16"  | --     | 24-1/2"   |
| U31   | 26-1/16"  | 20-1/4" | 24-1/2"   | 13"      | 13-1/2"   | 11"       | 11/16" | 22-1/2"   |
| L234  | 24-3/4"   | 16-7/8" | 17-3/4"   | 12-1/2"  | 14-11/16" | 11-3/4"   | --     | 14-3/4"   |

## BACKING PLATE DIMENSIONS

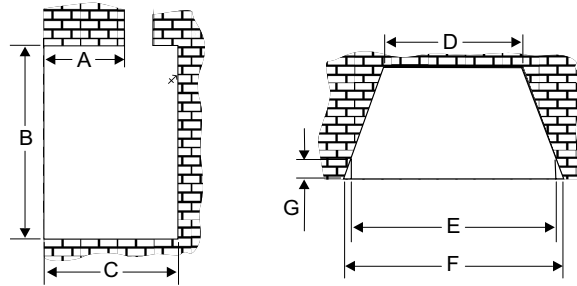
| BACKING PLATE        | HRI6E             |         | LRI6E   |         | HRI4E   |         | LRI4E   |         | HRI3E    |         | LRI3E    |         |
|----------------------|-------------------|---------|---------|---------|---------|---------|---------|---------|----------|---------|----------|---------|
|                      | WIDTH             | HEIGHT  | WIDTH   | HEIGHT  | WIDTH   | HEIGHT  | WIDTH   | HEIGHT  | WIDTH    | HEIGHT  | WIDTH    | HEIGHT  |
| Small                | 41"               | 27-3/4" | 41"     | 27-3/4" | 37-1/8" | 23-5/8" | 37-1/8" | 23-5/8" | 31-1/4"  | 23-3/8" | 31-1/4"  | 23-3/8" |
| Regular (3-sided)    | 47-3/8"           | 30-1/2" | 47-3/8" | 30-1/2" | 41-5/8" | 26"     | 41-5/8" | 26"     | 35-3/4"  | 25-5/8" | 35-3/4"  | 25-5/8" |
| Regular (4-sided)    | 47-3/8"           | 34-1/8" | 47-3/8" | 34-1/8" | 41-5/8" | 29-1/4" | 41-5/8" | 29-1/4" | 35-3/4"  | 28-5/8" | 35-3/4"  | 28-5/8" |
| Oversized            | 48-3/8"           | 33"     | 48-3/8" | 33"     | 44"     | 30"     | 44"     | 30"     | 38-3/16" | 29-5/8" | 38-3/16" | 29-5/8" |
| Custom Backing Plate | Custom Order Only |         |         |         |         |         |         |         |          |         |          |         |

| BACKING PLATE | HRI6E/LRI6E |               |               | HRI4E/LRI4E |               |               | HRI3E/LRI3E |               |               |
|---------------|-------------|---------------|---------------|-------------|---------------|---------------|-------------|---------------|---------------|
|               | WIDTH       | CENTRE HEIGHT | CORNER HEIGHT | WIDTH       | CENTRE HEIGHT | CORNER HEIGHT | WIDTH       | CENTRE HEIGHT | CORNER HEIGHT |
| Arched        | 50-7/8"     | 33-1/16"      | 29-13/16"     | 45-7/8"     | 28-15/16"     | 25-15/16"     | 40-15/16"   | 27-11/16"     | 24-1/2"       |

NOTE: All product specifications are subject to change without notice. Always refer to the relevant product manual for full and up-to-date information.

# SPECIFICATIONS

## LRI6E, HRI4E, LRI4E, HRI3E, LRI3E, E33, L234,U31 SPECIFICATIONS



| MINIMUM FIREPLACE OPENINGS |                                    | A       | B        | C   | D       | E       | F       | G      |
|----------------------------|------------------------------------|---------|----------|---|---------|---------|---------|--------|
| HRI6E                      | Vignette Faceplate                 | 12-1/2" | 24"      | 19-1/2"                                       | 25"     | 34"     | 37"     | 4-3/4" |
|                            | Vignette Faceplate + Spacer        | 10"     | 24"      | 16-3/4"                                       | 25"     | 34"     | 35-3/8" | 2-1/4" |
|                            | Arched Vignette Faceplate          | 13-1/2" | 25-3/4"  | 22-3/8"                                       | 25"     | 35-3/4" | 37"     | 6"     |
|                            | Arched Vignette Faceplate + Spacer | 12"     | 24"      | 19-1/2"                                       | 25"     | 34"     | 36-1/4" | 4-3/4" |
| LRI6E                      | Vignette Faceplate                 | 12-1/2" | 24"      | 19-1/2"                                       | 25"     | 34"     | 37"     | 4-3/4" |
|                            | Vignette Faceplate + Spacer        | 10"     | 24"      | 16-3/4"                                       | 25"     | 34"     | 35-3/8" | 2-1/4" |
|                            | Arched Vignette Faceplate          | 13-1/2" | 25-3/4"  | 22-3/8"                                       | 25"     | 35-3/4" | 37"     | 6"     |
|                            | Arched Vignette Faceplate + Spacer | 12"     | 24"      | 19-1/2"                                       | 25"     | 34"     | 36-1/4" | 4-3/4" |
| HRI4E                      | Vignette Faceplate                 | 12-1/4" | 20"      | 18"   | 22"     | 30"     | 35-5/8" | 4-3/8" |
|                            | Vignette Faceplate + Spacer        | 10"     | 20"      | 15-3/4"                                       | 22"     | 30"     | 31-1/4" | 2-1/8" |
|                            | Arched Vignette Faceplate          | 14"     | 21-1/2"  | 21-1/8"                                       | 22"     | 30-1/2" | 37"     | 5-3/8" |
|                            | Arched Vignette Faceplate + Spacer | 12-1/2" | 20"      | 17-1/2"                                       | 22"     | 30"     | 36-1/4" | 4"     |
| LRI4E                      | Vignette Faceplate                 | 12-1/4" | 20"      | 18"   | 22"     | 30"     | 35-5/8" | 4-3/8" |
|                            | Vignette Faceplate + Spacer        | 10"     | 20"      | 15-3/4"                                       | 22"     | 30"     | 31-1/4" | 2-1/8" |
|                            | Arched Vignette Faceplate          | 14"     | 21-1/2"  | 21-1/8"                                       | 22"     | 30-1/2" | 37"     | 5-3/8" |
|                            | Arched Vignette Faceplate + Spacer | 12-1/2" | 20"      | 17-1/2"                                       | 22"     | 30"     | 36-1/4" | 4"     |
| HRI3E                      | Vignette Faceplate                 | 8-5/8"  | 19-1/2"  | 14-1/2"                                       | 21-5/8" | 28-1/2" | 31-1/8" | 4"     |
|                            | Arched Vignette Faceplate          | 8-5/8"  | 19-1/2"  | 14-1/2"                                       | 21-5/8" | 28-5/8" | 31-1/8" | 4"     |
| LRI3E                      | Vignette Faceplate                 | 8-5/8"  | 19-1/2"  | 14-1/2"                                       | 21-5/8" | 28-1/2" | 31-1/8" | 4"     |
|                            | Arched Vignette Faceplate          | 8-5/8"  | 19-1/2"  | 14-1/2"                                       | 21-5/8" | 28-5/8" | 31-1/8" | 4"     |
| E33                        | Low Profile Faceplate              | 9-1/4"  | 25-1/2"  | 18"   | 25"     | N/A     | 35-1/4" | N/A    |
|                            | Low Profile Faceplate + Spacer     | 8"      | 24-3/16" | 16-3/4"                                       | 25"     | N/A     | 32-1/4" | N/A    |
| U31                        | Low Profile Faceplate              | 8-1/8"  | 21"      | 15"   | 22-1/2" | N/A     | 26-1/2" | N/A    |
| L234                       | Low Profile Faceplate              | N/A     | 17"      | 14" (with spacer)<br>15-5/8" (without spacer) | 16"     | N/A     | 25"     | N/A    |

A - Max. lintel bar depth

G - Front depth prior to taper

| FACEPLATES                   | HRI6E                         |           | LRI6E     |           | HRI4E     |           | LRI4E     |           | HRI3E   |         | LRI3E   |         |
|------------------------------|-------------------------------|-----------|-----------|-----------|-----------|-----------|-----------|-----------|---------|---------|---------|---------|
|                              | WIDTH                         | HEIGHT    | WIDTH     | HEIGHT    | WIDTH     | HEIGHT    | WIDTH     | HEIGHT    | WIDTH   | HEIGHT  | WIDTH   | HEIGHT  |
| Vignette and Rustic Vignette | 40-1/16"                      | 26-13/16" | 40-1/16"  | 26-13/16" | 35-1/16"  | 22-11/16" | 35-1/16"  | 22-11/16" | 29-1/4" | 22-1/8" | 29-1/4" | 22-1/8" |
| Vignette Spacer              | 39-15/16"                     | 26-3/4"   | 39-15/16" | 26-3/4"   | 34-15/16" | 22-5/8"   | 34-15/16" | 22-5/8"   | --      | --      | --      | --      |
| Hearth Trim - Sizes          | Please See Manual For Details |           |           |           |           |           |           |           |         |         |         |         |

| FACEPLATES      | HRI6E/LRI6E |               |               | HRI4E/LRI4E |               |               | HRI3E/LRI3E |               |               |
|-----------------|-------------|---------------|---------------|-------------|---------------|---------------|-------------|---------------|---------------|
|                 | WIDTH       | CENTRE HEIGHT | CORNER HEIGHT | WIDTH       | CENTRE HEIGHT | CORNER HEIGHT | WIDTH       | CENTRE HEIGHT | CORNER HEIGHT |
| Arched Vignette | 45-3/8"     | 30-7/16"      | 27-13/16"     | 40-1/4"     | 26-1/8"       | 23-3/4"       | 35-15/16"   | 25-3/16"      | 22-3/4"       |
| Spacer          | 45-3/8"     | 30-7/16"      | 27-13/16"     | 40-1/4"     | 26-1/8"       | 23-3/4"       | --          | --            | --            |

NOTE: All product specifications are subject to change without notice. Always refer to the relevant product manual for full and up-to-date information.



# DIMENSIONS

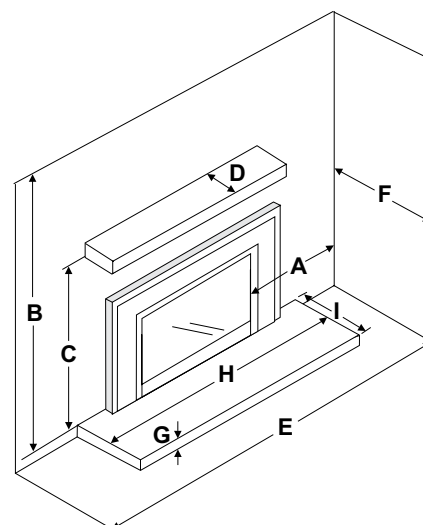
| FACEPLATES                               |             | E33                           |           | U31       |         | L234    |         |
|--|-------------|-------------------------------|-----------|-----------|---------|---------|---------|
|  |             | WIDTH                         | HEIGHT    | WIDTH     | HEIGHT  | WIDTH   | HEIGHT  |
| Vignette (3-Sided)                       |             | 46-1/2"                       | 28-3/4"   | --        | --      | --      | --      |
| Vignette (4-Sided)                       |             | 46-1/2"                       | 30-7/8"   | --        | --      | --      | --      |
| Custom Faceplate (3-Sided Vignette Only) |             | Custom Order Only             |           | --        | --      | --      | --      |
| Spacer (3-Sided Vignette Only)           |             | 45"                           | 28"       | --        | --      | --      | --      |
| Low Profile (3-Sided)                    | Front Plate | 42-7/16"                      | 26-3/4"   | 36"       | 22-1/8" | 29-1/8" | 21"     |
|  | Rear Plate  | 46-1/2"                       | 28-11/16" | 40-13/16" | 24"     | 32-7/8" | 22-7/8" |
| Low Profile (3-Sided Oversize)           | Front Plate | 42-7/16"                      | 26-3/4"   | --        | --      | --      | --      |
|  | Rear Plate  | 49-9/16"                      | 33-1/8"   | --        | --      | --      | --      |
| Low Profile (3-Sided) Custom             | Rear Plate  | Custom Order Only             |           |           |         |         |         |
| Low Profile (4-Sided) Custom             | Rear Plate  | Custom Order Only             |           |           |         |         |         |
| Hearth Trim - Sizes                      |             | Please See Manual For Details |           |           |         |         |         |

## MINIMUM CLEARANCES

| MINIMUM CLEARANCE TO COMBUSTIBLES | Gi25LE                            | Gi27LE | Gi29LE  | Gi29LU  | Gi33LE  |
|-----------------------------------|-----------------------------------|--------|---------|---------|---------|
| A Side Wall                       | 8"                                | 8"     | 8"      | 8"      | 8"      |
| B Ceiling                         | 60"                               | 60"    | 60"     | 60"     | 60"     |
| C Mantel Height (Min.)            | 29-5/8"                           | 30"    | 32-3/4" | 32-3/4" | 36-1/2" |
|                                   | (With Optional Deflector) 26-5/8" | 28"    | 30-3/4" | 30-3/4" | 34-1/2" |
| D Mantel Depth (Min.)             | 1-1/2"                            | 9"     | 1-1/2"  | 1-1/2"  | 1-1/2"  |
|                                   | (With Optional Deflector) 1-1/2"  | 9"     | 1-1/2"  | 1-1/2"  | 1-1/2"  |
| E Alcove Width                    | 54"                               | 54"    | 54"     | 54"     | 56"     |
| F Max. Alcove Depth               | 36"                               | 36"    | 36"     | 36"     | 36"     |

| NON-COMBUSTIBLE HEARTH REQUIREMENT |    |    |    |    |       |
|------------------------------------|----|----|----|----|-------|
| G Hearth Height                    | 0" | 0" | 0" | 0" | *0-2" |
| H Hearth Width                     | 0" | 0" | 0" | 0" | *36"  |
| I Hearth Depth                     | 0" | 0" | 0" | 0" | *12"  |

\* Hearth not required if appliance is raised off the ground 2" from Finished Floor.



| MINIMUM CLEARANCE TO COMBUSTIBLES | HRi6E                         | LRi6E | HRi4E | LRi4E | HRi3E | LRi3E | E33        | U31        | L234 |
|-----------------------------------|-------------------------------|-------|-------|-------|-------|-------|------------|------------|------|
| A Side Wall                       | 12"                           | 12"   | 8"    | 8"    | 6"    | 6"    | 8"         | 10"        | 8"   |
| B Ceiling                         | 60"                           | 60"   | 60"   | 60"   | 60"   | 60"   | 72"        | 67"        | 73"  |
| C Mantel Height (Min.)            | 40"                           | 40"   | 35"   | 35"   | 38"   | 38"   | 40"        | 32-1/2"    | 38"  |
|                                   | (With Optional Deflector) 36" | 36"   | 32"   | 32"   | 28"   | 28"   | N/A        | N/A        | N/A  |
| D Mantel Depth (Min.)             | 1"                            | 1"    | 1"    | 1"    | 1"    | 1"    | 0 - 3-1/2" | 0 - 3-1/2" | 1"   |
|                                   | (With Optional Deflector) 1"  | 1"    | 1"    | 1"    | 1"    | 1"    | N/A        | N/A        | N/A  |
| E Alcove Width                    | 56"                           | 56"   | 54"   | 54"   | 54"   | 54"   | 76"        | 48"        | 60"  |
| F Max. Alcove Depth               | 36"                           | 36"   | 36"   | 36"   | 36"   | 36"   | 36"        | 36"        | 36"  |

| NON-COMBUSTIBLE HEARTH REQUIREMENT |        |        |      |      |      |      |         |    |        |
|------------------------------------|--------|--------|------|------|------|------|---------|----|--------|
| G Hearth Height                    | 1-3/8" | 1-3/8" | 1/2" | 1/2" | 1/2" | 1/2" | 1-1/4"  | 0" | 1-1/2" |
| H Hearth Width                     | 44"    | 44"    | 40"  | 40"  | 36"  | 36"  | 45-1/2" | 0" | 28"    |
| I Hearth Depth                     | 14"    | 14"    | 14"  | 14"  | 12"  | 12"  | 13"     | 0" | 12"    |

NOTE: All product specifications are subject to change without notice. Always refer to the relevant product manual for full and up-to-date information.