

AMERICAN FYRE DESIGNS™

outdoor products collection

American Fyre Designs™ • 2025 Product Catalog • RH Peterson Co.

RH  PETERSON co.

CRAFTED WITH PRIDE  IN THE USA





AMERICAN FYRE DESIGNS™

Outdoor Products Collection

Homeowners all over the country have come to realize the allure of fire in their backyards. Fire brings warmth, glow and serenity, encouraging us to relax and unwind. An American Fyre Designs™ exterior fire feature will anchor your outdoor living space and turn your patio into an outdoor sanctuary inviting conversation that flows well into the night – even when there is chill in the air.

From Fireplaces perfect for cuddling up under the stars, to Firetables ideal for entertaining, each product is expertly crafted from innovative glass fiber reinforced concrete (GFRC). GFRC derives its strength from portions of alkali-resistant glass fiber and acrylic polymer blended into durable concrete to withstand the outdoor elements. Modularly constructed for easy assembly, American Fyre Designs™ products are an elegant addition to any outdoor area.

American Fyre Designs™ products are available in a variety of styles, colors and textures to complement any décor. Warm your outdoor living area with American Fyre Designs™.

Fireplaces

Create enticing outdoor ambiance with an American Fyre Designs™ Outdoor Fireplace. Expertly handcrafted from innovative glass fiber reinforced concrete (GFRC), a variety of styles, finishes, and options are available to select the right fireplace for you.

The Grand Series Fireplaces incorporate wall extension panels to create a more impressive design while keeping the same style and look of the fireplace. Wall extension panels expand upon the body of the Fireplace to create many new decorating opportunities while also providing a beautiful separation to the world behind the fireplace. Most fireplaces are available in vent-free versions which permit you to locate your fireplace in a lanai or other covered outdoor area.

Feature Highlights

- Modularly constructed as easy-to-assemble components
- Exterior may be recessed on most fireplaces to accommodate field cladding in tile, stone, or other veneer
- Most fireplaces available as Vented or Vent-Free
- All Vent-Free fireplaces are blocked at the top and throat of the firebox
- Most Fireplaces include herringbone firebox liners (excluding Manhattan and Milan models)



Pictured above: Milan Tall Linear Fireplace (211-TA-N-BA-M8x6) in Black Lava Finish and Gold Reflective Fyre Glass.



Milan Tall Linear Fireplace

Model shown: **211-TA-N-BA-H8xC** // Finish: BA, Black Lava

MODEL #	CONTROL VALVE	NG (Btu)	LP (Btu)
211-TA-N-xx-M8xC	Manual Flame Sensing	65,000	65,000
211-TA-N-xx-H8xC	FyreStarter Bluetooth†	65,000	65,000

- Dimensions: **72" w x 16" d x 60" h**
- 48" linear stainless steel burner



Milan Low Linear Fireplace

Model shown: **211-LO-N-CB-M8xC** // Finish: CB, Café Blanco

MODEL #	CONTROL VALVE	NG (Btu)	LP (Btu)
211-LO-N-xx-M8xC	Manual Flame Sensing	65,000	65,000
211-LO-N-xx-H8xC	FyreStarter Bluetooth†	65,000	65,000

- Dimensions: **72" w x 16" d x 44" h**
- 48" linear stainless steel burner



Manhattan Fireplace

Model shown: **082-SB-N-CB-M3xC**

Finish: Café, Blanco // Shelf finish: SB, Smooth Black

MODEL #	DESCRIPTION	NG (Btu)	LP (Btu)
082-xx-N-xx-M3xC	Vented Fireplace	40,000	40,000

- Dimensions: **59" w x 32" d x 42" h**
- Includes Mirror Stainless Steel Liner
- Propane model is equipped with an access door to house a 5 gal. LP tank inside the unit (not included).



Grand Cordova Fireplace

Model shown: **882-35-N-WA-RBC*** // Finish: WA, White Aspen

MODEL #	DESCRIPTION
882-35-x-xx-RBC	Vented Fireplace
182-35-x-xx-RBC	Vent-Free Fireplace

- Dimensions: **110" w x 41" d x 95" h**
- Includes Rectangle Extended Bullnose Hearth



Grand Phoenix Fireplace

Model shown: **818-05-N-CB-RBC*** // Finish: CB, Café Blanco

MODEL #	DESCRIPTION
818-05-x-xx-RBC	Vented Fireplace
118-05-x-xx-RBC	Vent-Free Fireplace

- Dimensions: **113" w x 36" d x 87" h**
- Includes Extended Bullnose Hearth



Phoenix Fireplace

Model shown: **017-01-N-SM-RBC*** // Finish: SM, Smoke

MODEL #	DESCRIPTION
017-xx-x-xx-RBC	Vented Fireplace
117-xx-x-xx-RBC	Vent-Free Fireplace

- Dimensions: **65" w x 36" d x 87" h**
- Pictured with 16" Radiused Bullnose Hearth

*Vented models shown. See local dealer for information on Vent-Free Fireplaces.

See pages 26 - 29 for available media, page 33 for accessories and page 35 for finish options.

Fireplace venting options **V** = Vented **VF** = Vent Free



Cordova Fireplace

Model shown: **022-20-N-CB-RBC*** // Finish: CB, Café Blanco

MODEL #	DESCRIPTION
022-xx-x-xx-RBC	Vented Fireplace
122-xx-x-xx-RBC	Vent-Free Fireplace

- Dimensions: **76" w x 41" d x 95" h**
- Pictured with 16" Rectangle Bullnose Hearth



Petite Cordova Fireplace

Model shown: **025-01-N-CB-RBC*** // Finish: CB, Café Blanco

MODEL #	DESCRIPTION
025-xx-x-xx-RBC	Vented Fireplace
125-xx-x-xx-RBC	Vent-Free Fireplace

- Dimensions: **65" w x 36" d x 84" h**
- Pictured with 16" Radiused Bullnose Hearth



Mariposa Fireplace

Model shown: **073-01-N-CB-RBC*** // Finish: CB, Café Blanco

MODEL #	DESCRIPTION
073-xx-x-xx-RBC	Vented Fireplace
173-xx-x-xx-RBC	Vent-Free Fireplace

- Dimensions: **65" w x 36" d x 67" h**
- Pictured with 16" Radiused Bullnose Hearth



Contractor's Model Fireplace

Model shown: **040-11-A-WC-RBC*** // Finish: WC, White Concrete

MODEL #	DESCRIPTION
040-11-A-WC-RBC	Vented Fireplace
140-11-A-WC-RBC	Vent-Free Fireplace

- Dimensions: **67" w x 37" d x 96" h**
- Add your own stone veneer for a custom look
- Available in White Concrete (WC) only



Contractor's Model w/ Moulding

Model shown: **045-11-A-WC-RBC*** // Finish: WC, White Concrete

MODEL #	DESCRIPTION
045-11-A-WC-RBC	Vented Fireplace
145-11-A-WC-RBC	Vent-Free Fireplace

- Dimensions: **67" w x 37" d x 91" h**
- Add your own stone veneer for a custom look
- Available in White Concrete (WC) Only



Mariposa Fireplace with stacked stone veneer

Recessed Option

Fireplaces may be ordered with recessed hearth and/or body to accommodate field cladding in tile, stone, or other veneer. These recessed vertical surfaces are unfinished.

* Vented models shown. See local dealer for information on Vent-Free Fireplaces.



Pictured above: Grand Cordova Fireplace (882-35-H-CB-RBC) in Cafe Blanco Finish and Charred Majestic Oak logs.

Firetables

Our Firetables create the perfect ambiance for enjoying an outdoor meal or cocktail while also keeping you warm from the evening chill.

Fuel options include Natural Gas or self-contained Propane tank (most include a removable door to house a 5 gallon Propane tank inside).

Feature Highlights


- Handcrafted from innovative Glass Fiber Reinforced Concrete (GFRC)
- Stainless steel burners
- Optional 110V FyreStarter Bluetooth Control (Available on Contempo, Iron Saddle, Legend, Cosmopolitan, Calais Oval, & Milan firetables only)
- Manual Flame Sensing Control Valve
- Access door with Tank Retention Frame to accommodate a 5 gal. LP tank inside the unit (Excluding Contempo, Iron Saddle, Legend, Calais, & Milan Firetables)
- Adjustable flame height for comfortable dining
- Available for Natural Gas or Propane (Propane only on Contempo LP Select)

Glass Wind Guards

Available for most Firetables (see pg. 34)



Pictured above: Iron Saddle Firetable (580-BA-11-M7xC) in Black Lava Finish with Star Fyre Glass.



FyreStarter Bluetooth Control

This convenient new ON/OFF-High/Low electronic system allows you to use your smart phone to control your American Fyre Designs fire feature. Just download the app and you're ready to go. Or manually control at the appliance. Also included are, two USB ports (A & C) for easy charging of phones, outdoor speakers and more.



Manual Flame Sensing Control System

Manual battery-powered spark igniter, thermocouple equipped control with flame sensing recognition and manual flame height adjustment; if the thermocouple does not sense the presence of flame the gas will shut off regardless of valve position.



Contempo Square Firetable*

Model shown: **784-SM-11-M2xC** // Finish: SM, Smoke

MODEL #	CONTROL VALVE	NG (Btu)	LP (Btu)
784-xx-11-M2xC	Manual Flame Sensing	60,000	60,000
784-xx-11-H2xC	FyreStarter Bluetooth†	65,000	65,000

- Dimensions: **44" w x 44" d x 15½" h**
- 12" star stainless steel burner



Contempo LP Select Firetable

Model shown: **785-LB-11-M4PC** // Finish: LB, Light Basalt

MODEL #	CONTROL VALVE	LP (Btu)
785-xx-11-M4PC	Manual Flame Sensing	60,000

- Dimensions: **52" w x 36" d x 18½" h**
- 24" linear stainless steel burner
- Convenient tank drawer
(Must use horizontal 20# DOT type propane tank, sold separately)



Contempo Round Firetable*

Model shown: **782-DB-11-M2xC** // Finish: DB, Dark Basalt

MODEL #	CONTROL VALVE	NG (Btu)	LP (Btu)
782-xx-11-M2xC	Manual Flame Sensing	60,000	60,000
782-xx-11-H2xC	FyreStarter Bluetooth†	65,000	65,000

- Dimensions: **47" diameter x 15½" h**
- 12" star stainless steel burner



Contempo LP Select Long Firetable

Model shown: **788-DB-11-M8PC** // Finish: DB, Dark Basalt

MODEL #	CONTROL VALVE	LP (Btu)
788-xx-11-M8PC	Manual Flame Sensing	65,000

- Dimensions: **76" w x 36" d x 18½" h**
- 48" linear stainless steel burner
- Convenient tank drawer
(Must use horizontal 20# DOT type propane tank, sold separately)

* Cannot accommodate a Propane tank inside the unit, see page 34 for matching tank housing options.

† Firetables with FyreStarter Bluetooth Control require 120V AC power.



Contempo Rectangle Firetable*

Model shown: **783-WA-11-M4xC** // Finish: WA, White Aspen

MODEL #	CONTROL VALVE	NG (Btu)	LP (Btu)
783-xx-11-M4xC	Manual Flame Sensing	60,000	60,000
783-xx-11-H4xC	FyreStarter Bluetooth†	65,000	65,000

- Dimensions: **52" w x 36" d x 15½" h**
- 24" linear stainless steel burner



Fiesta Firetable

Model shown: **770-CB-11-M2xC** // Finish: CB, Café Blanco

MODEL #	CONTROL VALVE	NG (Btu)	LP (Btu)
770-xx-11-M2xC	Manual Flame Sensing	60,000	60,000

- Dimensions: **54" diameter x 25" h**
- 12" star stainless steel burner
- Accepts a 5 gal. LP tank inside the unit (not included)
- Fiesta Firetables include nylon cover for LP tank



Fiesta Dining Firetable

Model shown: **775-SM-11-M2xC** // Finish: SM, Smoke

MODEL #	CONTROL VALVE	NG (Btu)	LP (Btu)
775-xx-11-M2xC	Manual Flame Sensing	60,000	60,000

- Dimensions: **54" diameter x 28" h**
- 12" star stainless steel burner
- Accepts a 5 gal. LP tank inside the unit (not included)
- Fiesta Firetables include nylon cover for LP tank



Cosmopolitan Round Firetable

Model shown: **645-DB-11-M2xC** // Finish: DB, Dark Basalt

MODEL #	CONTROL VALVE	NG (Btu)	LP (Btu)
645-xx-11-M2xC	Manual Flame Sensing	60,000	60,000
645-xx-11-H2xC	FyreStarter Bluetooth†	65,000	65,000

- Dimensions: **48" diameter x 24" h**
- 12" star stainless steel burner
- Accepts a 5 gal. LP tank inside the unit (not included)



Cosmopolitan Square Firetable

Model shown: **640-SM-11-M2xC** // Finish: SM, Smoke

MODEL #	CONTROL VALVE	NG (Btu)	LP (Btu)
640-xx-11-M2xC	Manual Flame Sensing	60,000	60,000
640-xx-11-H2xC	FyreStarter Bluetooth†	65,000	65,000

- Dimensions: **36" w x 36" d x 24" h**
- 12" star stainless steel burner
- Accepts a 5 gal. LP tank inside the unit (not included)



Cosmopolitan Rectangle Firetable

Model shown: **635-DB-11-M4xC** // Finish: DB, Dark Basalt

MODEL #	CONTROL VALVE	NG (Btu)	LP (Btu)
635-xx-11-M4xC	Manual Flame Sensing	60,000	60,000
635-xx-11-H4xC	FyreStarter Bluetooth†	65,000	65,000

- Dimensions: **54" w x 36" d x 24" h**
- 24" linear stainless steel burner
- Accepts a 5 gal. LP tank inside the unit (not included)

* Cannot accommodate a Propane tank inside the unit, see page 34 for matching tank housing options.

† Firetables with FyreStarter Bluetooth Control require 120V AC power.



Calais Oval Firetable*

Model shown: **759-WA-11-M4xC** // Finish: WA, White Aspen

MODEL #	CONTROL VALVE	NG (Btu)	LP (Btu)
759-xx-11-M4xC	Manual Flame Sensing	60,000	60,000
759-xx-11-H4xC	FyreStarter Bluetooth†	65,000	65,000

- Dimensions: **60" w x 36" d x 18" h**
- 24" linear stainless steel burner



Milan Tall Linear Firetable*

Model shown: **215-SM-11-M8xC** // Finish: SM, Smoke

MODEL #	CONTROL VALVE	NG (Btu)	LP (Btu)
215-xx-11-M8xC	Manual Flame Sensing	65,000	65,000
215-xx-11-H8xC	FyreStarter Bluetooth†	100,000	100,000

- Dimensions: **72" w x 16" d x 32" h**
- 48" linear stainless steel burner



Milan Low Linear Firetable*

Model shown: **216-CB-11-M8xC** // Finish: CB, Café Blanco

MODEL #	CONTROL VALVE	NG (Btu)	LP (Btu)
216-xx-11-M8xC	Manual Flame Sensing	65,000	65,000
216-xx-11-H8xC	FyreStarter Bluetooth†	100,000	100,000

- Dimensions: **72" w x 16" d x 16" h**
- 48" linear stainless steel burner



Cosmopolitan Square Din. Firetable

Model shown: **642-SM-11-M6xC** // Finish: SM, Smoke

MODEL #	CONTROL VALVE	NG (Btu)	LP (Btu)
642-xx-11-M6xC	Manual Flame Sensing	65,000	65,000
642-xx-11-H6xC	FyreStarter Bluetooth†	75,000	75,000

- Dimensions: **60" w x 60" d x 29" h**
- 16" star stainless steel burner
- Accepts a 5 gal. LP tank inside the unit (not included)



Voro Firetable

Model shown: **725-BA-11-M2xC** // Finish: BA, Black Lava

MODEL #	CONTROL VALVE	NG (Btu)	LP (Btu)
725-xx-11-M2xC	Manual Flame Sensing	60,000	60,000

- Dimensions: **36" w x 36" d x 24" h**
- 12" star stainless steel burner
- Accepts a 5 gal. LP tank inside the unit (not included)



Voro Cube

Model shown: **726-BA-11-M2xC** // Finish: BA, Black Lava

MODEL #	CONTROL VALVE	NG (Btu)	LP (Btu)
726-xx-11-M2xC	Manual Flame Sensing	60,000	60,000

- Dimensions: **25½" w x 25½" d x 22¾" h**
- 12" star stainless steel burner
- Accepts a 5 gal. LP tank inside the unit (not included)

* Cannot accommodate a Propane tank inside the unit, see page 34 for matching tank housing options.

† Firetables with FyreStarter Bluetooth Control require 120V AC power.



Legend LP Select Firetable

Model shown: **585-SM-11-M7PC** // Finish: SM, Smoke

MODEL #	CONTROL VALVE	LP (Btu)
585-xx-11-M7PC	Manual Flame Sensing	65,000

- Dimensions: **60" w x 36" d x 20" h**
- 36" linear stainless steel burner
- Convenient tank drawer
(Must use horizontal 20# DOT type propane tank, sold separately)



Iron Saddle Firetable*

Model shown: **580-BA-11-M7xC** // Finish: BA, Black Lava

MODEL #	CONTROL VALVE	NG (Btu)	LP (Btu)
580-xx-11-M7xC	Manual Flame Sensing	65,000	65,000
580-xx-11-H7xC	FyreStarter Bluetooth†	75,000	75,000

- Dimensions: **60" w x 36" d x 17" h**
- 36" linear stainless steel burner



Legend Long LP Select Firetable

Model shown: **587-TR-11-M8PC** // Finish: Travertine

MODEL #	CONTROL VALVE	LP (Btu)
587-xx-11-M8PC	Manual Flame Sensing	65,000

- Dimensions: **72" w x 36" d x 20" h**
- 48" linear stainless steel burner
- Convenient tank drawer
(Must use horizontal 20# DOT type propane tank, sold separately)



Iron Saddle Long Firetable*

Model shown: **588-LB-11-M8xC** // Finish: LB, Light Basalt

MODEL #	CONTROL VALVE	NG (Btu)	LP (Btu)
588-xx-11-M8xC	Manual Flame Sensing	65,000	65,000
588-xx-11-H8xC	FyreStarter Bluetooth†	100,000	100,000

- Dimensions: **72" w x 36" d x 17" h**
- 48" linear stainless steel burner

* Cannot accommodate a Propane tank inside the unit, see page 34 for matching tank housing options.

† Firetables with FyreStarter Bluetooth Control require 120V AC power.



Legend Firetable*

Model shown: **581-TR-11-M7xC** // Finish: TR, Travertine

MODEL #	CONTROL VALVE	NG (Btu)	LP (Btu)
581-xx-11-M7xC	Manual Flame Sensing	65,000	65,000
581-xx-11-H7xC	FyreStarter Bluetooth†	75,000	75,000

- Dimensions: **60" w x 36" d x 14½" h**
- 36" linear stainless steel burner



Legend Long Firetable*

Model shown: **589-CB-11-M8xC** // Finish: CB, Café Blanco

MODEL #	CONTROL VALVE	NG (Btu)	LP (Btu)
589-xx-11-M8xC	Manual Flame Sensing	65,000	65,000
589-xx-11-H8xC	FyreStarter Bluetooth†	100,000	100,000

- Dimensions: **72" w x 36" d x 14½" h**
- 48" linear stainless steel burner

NEW!



Top
450-DB-DB-M6xC
Bottom

Meadow Firetable*

Model shown: **450-BA-CB-M6xC**

Top Finish: CB, Café Blanco / Bottom Finish: BA, Black Lava

MODEL #	CONTROL VALVE	NG (Btu)	LP (Btu)
450-xx-xx-M6xC	Manual Flame Sensing	65,000	65,000
450-xx-xx-H6xC	FyreStarter Bluetooth†	100,000	100,000

- Dimensions: **48" diameter x 17" h**
- 16" star stainless steel burner
- "Organic" design to provide a unique look to any décor
- Durable 2-pc GFRC construction
- You can mix and match any of our 7 GFRC finishes

NEW!



River Rectangle Firetable*

Model shown: **460-LB-BA-M7xC**

Top Finish: BA, Black Lava / Bottom Finish: LB, Light Basalt

MODEL #	CONTROL VALVE	NG (Btu)	LP (Btu)
460-xx-xx-M7xC	Manual Flame Sensing	65,000	65,000
460-xx-xx-H7xC	FyreStarter Bluetooth†	75,000	75,000

- Dimensions: **70½" w x 35" d x 18" h**
- 36" linear stainless steel burner
- Durable 2-pc GFRC construction
- You can mix and match any of our 7 GFRC finishes

† Firetables with FyreStarter Bluetooth Control require 120V AC power.

* Cannot accommodate a Propane tank inside the unit, see page 34 for matching tank housing options.



Reclaimed Wood Cosmo Round

Model shown: **645-BA-SP-M2xC** // Table top: SP, Silver Pine

MODEL #	CONTROL VALVE	NG (Btu)	LP (Btu)
645-BA-xx-M2xC	Manual Flame Sensing	60,000	60,000
645-BA-xx-H2xC	FyreStarter Bluetooth†	65,000	65,000

- Dimensions: **48" diameter x 24" h**
- 12" star stainless steel burner
- Accepts a 5 gal. LP tank inside the unit (not included)

Replace "xx" with table top code: **FO**, French Barrel Oak // **SP**, Silver Pine.



Reclaimed Wood Cosmo Square

Model shown: **640-BA-SP-M2xC** // Table top: SP, Silver Pine

MODEL #	CONTROL VALVE	NG (Btu)	LP (Btu)
640-BA-xx-M2xC	Manual Flame Sensing	60,000	60,000
640-BA-xx-H2xC	FyreStarter Bluetooth†	65,000	65,000

- Dimensions: **36" w x 36" d x 24" h**
- 12" star stainless steel burner
- Accepts a 5 gal. LP tank inside the unit (not included)

Replace "xx" with table top code: **FO**, French Barrel Oak // **SP**, Silver Pine.



Reclaimed Wood Cosmo Rectangle

Model shown: **635-BA-FO-M4xC** // Table top: FO, French Barrel Oak

MODEL #	CONTROL VALVE	NG (Btu)	LP (Btu)
635-BA-xx-M4xC	Manual Flame Sensing	60,000	60,000
635-BA-xx-H4xC	FyreStarter Bluetooth†	65,000	65,000

- Dimensions: **54" w x 36" d x 24" h**
- 24" linear stainless steel burner
- Accepts a 5 gal. LP tank inside the unit (not included)

Replace "xx" with table top code: **FO**, French Barrel Oak // **SP**, Silver Pine.



Reclaimed Wood Contempo Round*

Model shown: **782-BA-FO-M2xC** // Table top: FO, French Barrel Oak

MODEL #	CONTROL VALVE	NG (Btu)	LP (Btu)
782-BA-xx-M2xC	Manual Flame Sensing	60,000	60,000
782-BA-xx-H2xC	FyreStarter Bluetooth†	65,000	65,000

- Dimensions: **47" diameter x 15½" h**
- 12" star stainless steel burner

Replace "xx" with table top code: **FO**, French Barrel Oak // **SP**, Silver Pine.



Reclaimed Wood Contempo Square*

Model shown: **784-BA-FO-M2xC** // Table top: FO, French Barrel Oak

MODEL #	CONTROL VALVE	NG (Btu)	LP (Btu)
784-BA-xx-M2xC	Manual Flame Sensing	60,000	60,000
784-BA-xx-H2xC	FyreStarter Bluetooth†	65,000	65,000

- Dimensions: **44" w x 44" d x 15½" h**
- 12" star stainless steel burner

Replace "xx" with table top code: **FO**, French Barrel Oak // **SP**, Silver Pine.



Reclaimed Wood Contempo Rectangle*

Model shown: **783-BA-SP-M4xC** // Table top: SP, Silver Pine

MODEL #	CONTROL VALVE	NG (Btu)	LP (Btu)
783-BA-xx-M4xC	Manual Flame Sensing	60,000	60,000
783-BA-xx-H4xC	FyreStarter Bluetooth†	65,000	65,000

- Dimensions: **52" w x 36" d x 15½" h**
- 24" linear stainless steel burner

Replace "xx" with table top code: **FO**, French Barrel Oak // **SP**, Silver Pine.

* Cannot accommodate a Propane tank inside the unit, see page 34 for matching tank housing options.

† Firetables with FyreStarter Bluetooth Control require 120V AC power.



Reclaimed Wood Cosmo Sq. Dining

Model shown: **642-BA-FO-M6xC** // Table top: FO, French Barrel Oak

MODEL #	CONTROL VALVE	NG (Btu)	LP (Btu)
642-BA-xx-M6xC	Manual Flame Sensing	65,000	65,000
642-BA-xx-H6xC	FyreStarter Bluetooth [†]	75,000	75,000

- Dimensions: **60" w x 60" d x 29" h**
- 16" star stainless steel burner
- Accepts a 5 gal. LP tank inside the unit (not included)

Replace "xx" with table top code: **FO**, French Barrel Oak // **SP**, Silver Pine.



Pictured Above: Reclaimed Wood Cosmo Square Firetable (640-BA-FO-M2xC) with French Barrel Oak top and Copper Reflective Fyre Glass.



Reclaimed Wood Contempo LP Select

Model shown: **785-BA-SP-M4PC** // Table top: SP, Silver Pine

MODEL #	CONTROL VALVE	LP (Btu)
785-BA-xx-M4PC	Manual Flame Sensing	60,000

- Dimensions: **52" w x 36" d x 18½" h**
- 24" linear stainless steel burner
- Convenient tank drawer
(Must use horizontal 20# DOT type propane tank, sold separately)

Replace "xx" with table top code: **FO**, French Barrel Oak // **SP**, Silver Pine.



Reclaimed Wood Contempo LP Select Long

Model shown: **788-BA-FO-M8PC** // Table top: FO, French Barrel Oak

MODEL #	CONTROL VALVE	LP (Btu)
788-BA-xx-M8PC	Manual Flame Sensing	65,000

- Dimensions: **76" w x 36" d x 18½" h**
- 48" linear stainless steel burner
- Convenient tank drawer
(Must use horizontal 20# DOT type propane tank, sold separately)

Replace "xx" with table top code: **FO**, French Barrel Oak // **SP**, Silver Pine.

* Cannot accommodate a Propane tank inside the unit, see page 34 for matching tank housing options.

[†] Firetables with FyreStarter Bluetooth Control require 120V AC power.

See pages 26 - 29 for available media, pages 30, 31, & 34 for accessories and page 35 for finish options.

www.americanfyre designs.com 15

Fire Bowls

American Fyre Designs™ Fire Bowls are the hottest trend right now because of their simple, contemporary design and versatility of uses. With a variety of different styles and sizes, these Fire Bowls are easily incorporated into any style or size of outdoor space.

Handcrafted from glass fiber reinforced concrete (GFRC), the Fire Bowls come in a variety of different colors and textures. Choose Natural Gas or Propane.

Feature Highlights

- Contemporary design
- Handcrafted from innovative Glass Fiber Reinforced Concrete (GFRC)
- Stainless steel burners
- Manual Flame Sensing Control System
- Optional 110V FyreStarter Bluetooth Control (Available on most fire bowls)
- Available for Natural Gas or Propane



FyreStarter Bluetooth Control



Manual Flame Sensing Control System

Pictured above: 36" Chat Fire Bowl (736-SM-11-M2NC) in Smoke Finish with Mixed Creekstones (CSTN-20-CG).



48" Chat Fire Bowl

Model shown: **738-SM-11-M2PC** // Finish: SM, Smoke

MODEL #	CONTROL VALVE	NG (Btu)	LP (Btu)
738-xx-11-M2xC	Manual Flame Sensing	60,000	60,000
738-xx-11-H2xC	FyreStarter Bluetooth [†]	65,000	65,000

- Dimensions: **48" diameter x 22" h**
- 12" star stainless steel burner
- Includes GFRC cover to create a large table space
- Convenient tank drawer
(Must use horizontal 20# DOT type propane tank, sold separately)



32" Fire Bowl*

Model shown: **733-DB-11-M6xC** // Finish: DB, Dark Basalt

MODEL #	CONTROL VALVE	NG (Btu)	LP (Btu)
733-xx-11-M6xC	Manual Flame Sensing	65,000	65,000
733-xx-11-H6xC	FyreStarter Bluetooth [†]	100,000	100,000

- Dimensions: **32" diameter x 16" h**
- 16" star stainless steel burner



36" Chat Fire Bowl*

Model shown: **736-CB-11-M2xC** // Finish: CB, Café Blanco

MODEL #	CONTROL VALVE	NG (Btu)	LP (Btu)
736-xx-11-M2xC	Manual Flame Sensing	60,000	60,000
736-xx-11-H2xC	FyreStarter Bluetooth [†]	65,000	65,000

- Dimensions: **36" diameter x 16" h**
- 12" star stainless steel burner
- Includes GFRC cover to create a large table space



36" Fire Bowl*

Model shown: **732-CB-11-M6xC** // Finish: CB, Café Blanco

MODEL #	CONTROL VALVE	NG (Btu)	LP (Btu)
732-xx-11-M6xC	Manual Flame Sensing	65,000	65,000
732-xx-11-H6xC	FyreStarter Bluetooth [†]	100,000	100,000

- Dimensions: **36" diameter x 16" h**
- 16" star stainless steel burner



32" Chat Fire Bowl*

Model shown: **735-LB-11-M2xC** // Finish: LB, Light Basalt

MODEL #	CONTROL VALVE	NG (Btu)	LP (Btu)
735-xx-11-M2xC	Manual Flame Sensing	60,000	60,000
735-xx-11-H2xC	FyreStarter Bluetooth [†]	65,000	65,000

- Dimensions: **32" diameter x 16" h**
- 12" star stainless steel burner
- Includes GFRC cover to create a large table space



48" Fire Bowl

Model shown: **731-CB-11-M6xC** // Finish: CB, Café Blanco

MODEL #	CONTROL VALVE	NG (Btu)	LP (Btu)
731-xx-11-M6xC	Manual Flame Sensing	65,000	65,000
731-xx-11-H6xC	FyreStarter Bluetooth [†]	100,000	100,000

- Dimensions: **48" diameter x 22" h**
- 16" star stainless steel burner
- Access door with Tank Retention Frame to accommodate a 5 gal. Propane tank inside the unit (tank not included)

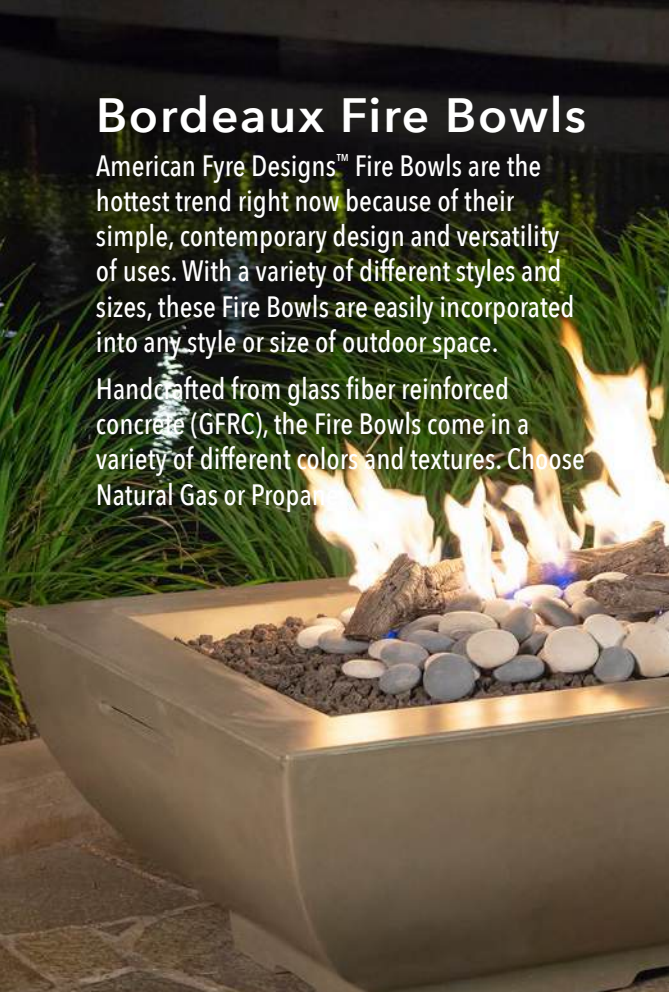
[†] Fire Bowls with FyreStarter Bluetooth Control require 120V AC power.

* Cannot accommodate a Propane tank inside the unit, see page 34 for matching tank housing options.

Bordeaux Fire Bowls

American Fyre Designs™ Fire Bowls are the hottest trend right now because of their simple, contemporary design and versatility of uses. With a variety of different styles and sizes, these Fire Bowls are easily incorporated into any style or size of outdoor space.

Handcrafted from glass fiber reinforced concrete (GFRC), the Fire Bowls come in a variety of different colors and textures. Choose Natural Gas or Propane.



Feature Highlights

- Contemporary design
- Handcrafted from innovative Glass Fiber Reinforced Concrete (GFRC)
- Stainless steel burners
- Manual Flame Sensing Control System
- Optional 110V FyreStarter Bluetooth Control (Available on most fire bowls)
- Available for Natural Gas or Propane



Bordeaux Rectangle Fire Bowl*

Model shown: **435-SM-11-M4xC** // Finish: SM, Smoke

MODEL #	CONTROL VALVE	NG (Btu)	LP (Btu)
435-xx-11-M4xC	Manual Flame Sensing	60,000	60,000
435-xx-11-H4xC	FyreStarter Bluetooth†	65,000	65,000

- Dimensions: 50" w x 30" d x 16¼" h
- 24" linear stainless steel burner



Bordeaux Square Fire Bowl*

Model shown: **430-CB-11-M6xC** // Finish: CB, Café Blanco

MODEL #	CONTROL VALVE	NG (Btu)	LP (Btu)
430-xx-11-M6xC	Manual Flame Sensing	65,000	65,000
430-xx-11-H6xC	FyreStarter Bluetooth†	100,000	100,000

- Dimensions: 36" w x 36" d x 15¼" h
- 16" star stainless steel burner



Reclaimed Wood Bordeaux Sq. Fire Bowl*

Model shown: **430-FO-FO-M6xC** // Finish: FO, French Barrel Oak

MODEL #	CONTROL VALVE	NG (Btu)	LP (Btu)
430-xx-xx-M6xC	Manual Flame Sensing	65,000	65,000
430-xx-xx-H6xC	FyreStarter Bluetooth†	100,000	100,000

- Dimensions: 36" w x 36" d x 15¼" h
- 16" star stainless steel burner

Replace "xx" with finish code: **FO**, French Barrel Oak // **SP**, Silver Pine.



Bordeaux Petite Square Fire Bowl*

Model shown: **431-DB-11-M6xC** // Finish: DB, Dark Basalt

MODEL #	CONTROL VALVE	NG (Btu)	NG (Btu)
431-xx-11-M6xC	Manual Flame Sensing	65,000	65,000

- Dimensions: 30" w x 30" d x 12¼" h
- 16" star stainless steel burner

† Fire Bowls with FyreStarter Bluetooth Control require 120V AC power.

* Cannot accommodate a Propane tank inside the unit, see page 34 for matching tank housing options.

See pages 26 - 29 for available media, pages 30, 31, & 34 for accessories and page 35 for finish options.

Marseille Fire Bowls

The Marseille Fire Bowls feature a low profile design and a wide opening to accommodate more and varied fire media. Handcrafted from glass fiber reinforced concrete (GFRC), these contemporary Fire Bowls come in a variety of different colors and textures. Fuel options include Natural Gas or Propane.

Three sizes are also available with a water spout to combine running water with dancing flames (plumbing must be locally supplied).



Feature Highlights

- Contemporary design
- Handcrafted from innovative Glass Fiber Reinforced Concrete (GFRC)
- 16" stainless steel burner
- Manual Flame Sensing Control System
- Optional 110V FyreStarter Bluetooth Control (Available on most fire bowls)
- Available for Natural Gas or Propane



48" Marseille Fire Bowl*

Model shown: **751-CB-11-M6xC** // Finish: CB, Café Blanco

MODEL #	DESCRIPTION	NG (Btu)	LP (Btu)
751-xx-11-M6xC	Manual Flame Sensing	65,000	65,000
751-xx-80-M6xC	M.F.S.C.S. w/ water spout	65,000	65,000
751-xx-11-H6xC	FyreStarter Bluetooth†	100,000	100,000

- Dimensions: **48" diameter x 10½" h**
- 16" star stainless steel burner
- Available with water spout



32" Marseille Fire Bowl*

Model shown: **753-WA-11-M6xC** // Finish: WA, White Aspen

MODEL #	DESCRIPTION	NG (Btu)	LP (Btu)
753-xx-11-M6xC	Manual Flame Sensing	65,000	65,000
753-xx-80-M6xC	M.F.S.C.S. w/ water spout	65,000	65,000

- Dimensions: **32" diameter x 8½" h**
- 16" star stainless steel burner
- Available with water spout



40" Marseille Fire Bowl*

Model shown: **752-LB-80-M6xC** // Finish: LB, Light Basalt

MODEL #	DESCRIPTION	NG (Btu)	LP (Btu)
752-xx-11-M6xC	Manual Flame Sensing	65,000	65,000
752-xx-80-M6xC	M.F.S.C.S. w/ water spout	65,000	65,000
752-xx-11-H6xC	FyreStarter Bluetooth†	100,000	100,000

- Dimensions: **40" diameter x 11" h**
- 16" star stainless steel burner
- Available with water spout



24" Marseille Fire Bowl*

Model shown: **755-BA-11-M2xC** // Finish: BA, Black Lava

MODEL #	DESCRIPTION	NG (Btu)	LP (Btu)
755-xx-11-M2xC	Manual Flame Sensing	60,000	60,000

- Dimensions: **24" diameter x 6½" h**
- 12" star stainless steel burner

† Fire Bowls with FyreStarter Bluetooth Control require 120V AC power.

* Cannot accommodate a Propane tank inside the unit, see page 34 for matching tank housing options.

Fire Urns & Lantern

The versatility of American Fyre Designs' Fire Urns and Lantern is unmatched. From traditional to contemporary, these unique fire features offer a wide array of design options to any outdoor setting. Several of these can be displayed down a path or placed near a fireplace or other outdoor feature to add sophisticated elegance to your outdoor area.

Made from glass fiber reinforced concrete (GFRC), these fire features come in a variety of different finishes. Fuel options include Natural Gas or self-contained Propane tank.

Feature Highlights

- Contemporary design
- Handcrafted from innovative Glass Fiber Reinforced Concrete (GFRC)
- Stainless steel burner
- Manual Flame Sensing Control System
- Optional 110V FyreStarter Bluetooth Control (Available on Magnolia Lantern)
- Available for Natural Gas or Propane
- Removable door to house a 5 gal. Propane tank

Pictured above: Two (2) Magnolia Lanterns (716-DB-11-M1xC) in Dark Basalt Finish.



FyreStarter Bluetooth Control

This convenient new ON/OFF-High/Low electronic system allows you to use your smart phone to control your American Fyre Designs fire feature. Just download the app and you're ready to go. Or manually control at the appliance. Also included are, two USB ports (A & C) for easy charging of phones, outdoor speakers and more. (Available on Lantern)



Manual Flame Sensing Control System

Manual battery-powered spark igniter, thermocouple equipped control with flame sensing recognition and manual flame height adjustment; if the thermocouple does not sense the presence of flame the gas will shut off regardless of valve position.



Eclipse Fire Urn

Model shown: **520-SM-11-M2xC** // Finish: SM, Smoke

MODEL #	DESCRIPTION	NG (Btu)	LP (Btu)
520-xx-11-M2xC	w/ LP tank access door	60,000	60,000
520-xx-10-M2NC	w/o LP tank access door	60,000	--

- Dimensions: **23" diameter x 37½" h**
- 12" star stainless steel burner
- Available with or without access door for LP tank



Wave Fire Urn

Model shown: **530-DB-11-M2xC** // Finish: DB, Dark Basalt

MODEL #	DESCRIPTION	NG (Btu)	LP (Btu)
530-xx-11-M2xC	w/ LP tank access door	60,000	60,000
530-xx-10-M2xC	w/o LP tank access door	60,000	--

- Dimensions: **20" diameter x 37½" h**
- 12" star stainless steel burner
- Available with or without access door for LP tank



Magnolia Lantern

Model shown: **716-BA-11-M1xC** // Finish: BA, Black Lava

MODEL #	CONTROL VALVE	NG (Btu)	LP (Btu)
716-xx-11-M1xC	Manual Flame Sensing	25,000	23,000
716-xx-11-H1xC	FyreStarter Bluetooth†	28,000	27,000

- Dimensions: **16" w x 16" d x 66" h**
- Accepts a 5 gal. LP tank inside the unit (not included)

† Lanterns with FyreStarter Bluetooth Control require 120V AC power.

Fire Pits



Pictured above: Louvre Round Fire Pit (686-CB-11-M6xC) in Café Blanco Finish with Lava Granules (LF-10 x 4) and Lava Stones (LVS-35).



Louvre Long Rectangle Fire Pit

Model shown: **688-CB-11-M8xC** // Finish: CB, Café Blanco

MODEL #	CONTROL VALVE	NG (Btu)	LP (Btu)
688-xx-11-M8xC	Manual Flame Sensing	65,000	65,000
688-xx-11-H8xC	FyreStarter Bluetooth [†]	100,000	100,000

- Dimensions: 72" w x 30" d x 15¼" h
- 48" linear stainless steel burner

Louvre Fire Pits

The Louvre Series of Fire Pits brings a sleek, contemporary look to the classic outdoor fire pit. With options such as glass, creekstones, lava coals, or campfire logs, these fire pits can enhance any backyard.

The Contractor's Model comes as a blank slate for you to customize and design your way by adding your own stone, tile, or other veneer.

Made from glass fiber reinforced concrete (GFRC), these fire pits come in a variety of different colors. Fuel options include Natural Gas or Propane.

Feature Highlights

- Handcrafted from innovative Glass Fiber Reinforced Concrete (GFRC)
- Simple design for contemporary décor
- Stainless steel burner
- Manual Flame Sensing Control System
- Optional 110V FyreStarter Bluetooth Control (Available on all Fire Pits)
- Available for Natural Gas or Propane (Propane models, see page 34 for tank housing options)



FyreStarter Bluetooth Control



Louvre Rectangle Fire Pit

Model shown: **689-BA-11-M7xC** // Finish: BA, Black Lava

MODEL #	CONTROL VALVE	NG (Btu)	LP (Btu)
689-xx-11-M7xC	Manual Flame Sensing	65,000	65,000
689-xx-11-H7xC	FyreStarter Bluetooth†	75,000	75,000

- Dimensions: **56" w x 30" d x 15¼" h**
- 36" linear stainless steel burner



Louvre Round Fire Pit

Model shown: **686-CB-11-M6xC** // Finish: CB, Café Blanco

MODEL #	CONTROL VALVE	NG (Btu)	LP (Btu)
686-xx-11-M6xC	Manual Flame Sensing	65,000	65,000
686-xx-11-H6xC	FyreStarter Bluetooth†	100,000	100,000

- Dimensions: **48" diameter x 15¼" h**
- 16" star stainless steel burner

Contractor's Model Fire Pit

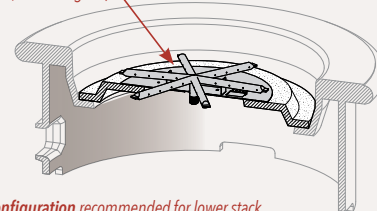
Model shown: **685-CB-11-M6xC** // Finish: CB, Café Blanco

MODEL #	CONTROL VALVE	NG (Btu)	NG (Btu)
685-xx-11-M6xC	Manual Flame Sensing	65,000	65,000
685-xx-11-H6xC	FyreStarter Bluetooth†	100,000	100,000

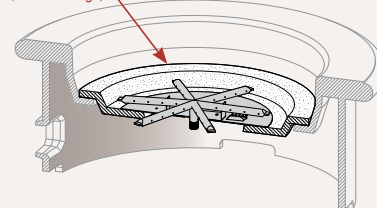
- Dimensions: **39" diameter x 14½" h**
- 16" star stainless steel burner
- Add your own stone veneer for a custom look
- Reversible floor to accommodate multiple of media

"Reversible Floor"

High configuration recommended for higher stack or flame (better for glass).



Low configuration recommended for lower stack or flame (better for logs).



† Fire Pits with FyreStarter Bluetooth Control require 120V AC power.

Outdoor Commercial Controls **NEW!**

Whether you're upgrading an existing facility or planning a new build, our electric timer is designed to meet the diverse needs of modern commercial and residential environments. Experience the perfect blend of efficiency, safety, and ease with our cutting-edge timer solution.

- For use in Hotels, Resorts, Multi-User Applications, Condos, Apartments, Homes, New Construction.
- Fireplaces, Gas Logs, Gas Controls, Fire Pits, Gas Grills.



Scan to access
full **Commercial**
Series Brochure.

Commercial Gas Emergency Stop & Electric Timer 5550-110G



Specifications

- 110V Emergency Stop
- 1 Hour Timer with Indicator Light
- 3/4" NPT Thread Gas Inlet and Outlet Ports
- Dimensions: 3 1/4" w x 8 1/2" h x 5 1/2" d
- BTU's Max 200,000

240V Commercial Emergency Stop & Electric Timer 5550-240E



Specifications

- 240V / 40 AMP Emergency Stop
- 1 Hour Timer with Indicator Light
- Dimensions: 5 7/8" w x 7 1/2" h x 4 1/2" d

110V Commercial Emergency Stop & Electric Timer 5550-110E



Specifications

- 110V / 20 AMP Max Emergency Stop
- 1 Hour Timer with Indicator Light
- Dimensions: 5 1/2" w x 5 1/2" h x 3 1/2" d



Commercial Electric Patio Control Tower POST-P

- Accommodates Boxes shown below (sold separately)
- Dimensions: 5½"w x 42¾"h x 5½"d
- Base Dimensions: 8"w x 1"h x 8"d



Commercial Electric In-Ground Control Tower POST-G

- Accommodates Boxes shown below (sold separately)
- Dimensions: 5½"w x 42¾"h x 5½"d
- Post Extension in the ground: 20"h



1-hr Timer (w/ Indicator Light) 5531-11T



Specifications

- 110V / 20 AMP Max
- 1 Hour Timer with Indicator Light
- Dimensions: 3¾"w x 5½"h x 3½"d

Master Key Switch 5531-10K



Specifications

- 110V / 20 AMP Max
- Lock Switch
- Dimensions: 3¾"w x 5½"h x 3½"d

E-Stop 5550-110S



Specifications

- 110V / 20 AMP Max
- Emergency Stop
- Dimensions: 3⅞"w x 4⅞"h x 3⅞"d

Glass Media



Fyre Glass



Azuria
GL-xx-F



Black
GL-xx-B



Bronze
GL-xx-Z



Caribbean Blue
GL-xx-N



Clear
GL-xx-C



Emerald
GL-xx-E



Star Fyre
GL-xx-W

Reflective Fyre Glass



Azuria Reflective
GL-xx-FR



Black Reflective
GL-xx-BR



Bronze Reflective
GL-xx-ZR



Caribbean Blue Reflective
GL-xx-NR



Copper Reflective
GL-xx-QR



Emerald Reflective
GL-xx-ER



Gold Reflective
GL-xx-HR



Champagne Reflective
GL-xx-CR

Fyre Gems



Black Pearl
GLG-xx-J



Blue Topaz
GLG-xx-T



Champagne
GLG-xx-D



Deep Amber
GLG-xx-A



Emerald
GLG-xx-E



Glacier
GLG-xx-C



Sapphire
GLG-xx-S



Ruby
GLG-xx-RY

Diamond Nuggets



Clear
GLD-xx-C



Steel Blue
GLD-xx-SB



Rosé
GLD-xx-R



Emerald
GLD-xx-E



Pacific Blue
GLD-xx-PB



Deep Black
GLD-xx-DB

Due to the manufacturing process, glass color shade and density will vary.

Gas Logs, Stones, & Lava Media



Charred Oak (Vented)*
Model: **CHD-xx**



Charred Frontier Oak (Vent-Free)*
Model: **CHFR-xx**



Back Country Oak
Model: **BCO-27**



Desert Sage
Model: **DS-27**



G45 S.S. Vented Gas Log Burner*

MODEL #	DESCRIPTION
G45-xx-SS	Match-Lit (NG only)
G45-xx-N(P)A-SS	w/ Assembled Valve



G10 S.S. Vent-Free Gas Log Burner*

MODEL #	DESCRIPTION
G10-xx(P)-SS	Manual
G10-xx-15(P)-SS	w/ Variable Remote
G10-xx-01V(P)-SS	w/ Electronic Remote



G21 Contemporary Vent-Free Burner *

MODEL #	DESCRIPTION
G21-GL-xx-12(P)	w/ ON/OFF Remote
G21-GL-xxG-12(P)	w/ ON/OFF Remote & Gold Trim

Accommodates Fyre Glass & Fyre Gems only.



Scan for additional
fireplace gas log options.

*Gas log sets and Burner Kits are available in multiple sizes and are to be used **with Fireplaces only**.



6" Spheres

Epic Black (FS6-4-EB)
Graystone (FS6-4-GS)



5" Spheres

Epic Black (FS5-4-EB)
Graystone (FS5-4-GS)

NEW!



4" Spheres

Epic Black (FS4-4-EB)
Graystone (FS4-4-GS)
Carrera Marble (FS4-4-CM)



3" Spheres

Epic Black (FS3-4-EB)
Graystone (FS3-4-GS)



2" Spheres

Epic Black (FS2-4-EB)
Graystone (FS2-4-GS)



20-pc. Designer River Rock Fyre Stones

Model: STN-20



10-pc. River Rock Fyre Stones

Model: STN-10



Creekstones, Greige

20 lbs. (Approx. 140 pcs.)

Model: CSTN-20-G



Creekstones, Cloud

20 lbs. (Approx. 140 pcs.)

Model: CSTN-20-C



Creekstones, Mixed

20 lbs. (Approx. 140 pcs.)

Model: CSTN-20-CG



Creekstones, Black

20 lbs. (Approx. 140 pcs.)

Model: CSTN-20-B



Prairie Oak

Model: PRO-27



Beachwood Logs w/ Stones

Model: OCBW-34



Campfyre Logs w/ Wood Chips

Model: OCL-34



36-pc. Wood Chunks

Model: WCD-36



Lava Stones

Model: LVS-35 (35 lbs)

Model: LVS-15 (15 lbs)



Lava Coals

Model: LFC-10 (10 lbs)



Lava Granules

Model: LF-10 (10 lbs)



Charred Branches

Model: BDC-4



Desert Sage Branches

Model: BDS-2

PVC Fabric Covers

Manufactured with a heavy duty, multi-layer PVC exterior, these covers are custom fit for selected Firetables, Fire Bowls, Fire Urns and the Magnolia Lantern. The black PVC material has been tested and proven for color-fastness.

Additional Fabric Covers (not pictured)

Model:	Compatible with:	Model:	Compatible with:
8139A	Contempo Rectangle Firetables	8150A	Louvre Rectangle Fire Pit
8144A	Milan Linear Firetable	8151A	Calais Oval Firetable
8145A	Milan Linear Fireplaces	8152A	Iron Saddle & Legend Firetables
8146A	Contempo Square Firetable	8153A	Iron Saddle & Legend Long Firetables
8156A	24" Marseille Fire Bowl	8155A	Contempo LP Select Long
8148A	Bordeaux Rectangle Fire Bowl	5110-13-20	5 gallon Propane Tank
8149A	Louvre Long Rectangle Fire		



48" Round Firetable Cover

Model: **8135A**

Compatible with:

- Cosmopolitan Round Firetable
- 48" Fire Bowl



54"/60" Round Firetable Cover

Model: **8131A**

Compatible with:

- Fiesta Firetables



60" Square Firetable Cover

Model: **8137A**

Compatible with:

- Cosmopolitan Square Dining Firetables



36" Square Firetable Cover

Model: **8132A**

Compatible with:

- Cosmopolitan Square Firetable
- Voro Firetable
- Bordeaux Square Fire Bowls



Rectangular Firetable Covers

Model: **8138A**

Compatible with:

- Cosmopolitan Rectangle Firetable



Fire Urn Cover

Model: **8141A**

Compatible with:

- Eclipse Fire Urn
- Wave Fire Urn



40" Fire Bowl/Fire Pit Cover

Model: **8140A**

Compatible with:

- 36" Fire Bowl
- 40" Marseille Fire Bowl
- Contractor's Model Fire Pit



48" Round Firetable/Bowl Cover

Model: **8143A**

Compatible with:

- Contempo Round Firetable
- 48" Marseille Fire Bowl
- Louvre Round Fire Pit



32" Fire Bowl Cover

Model: **8142A**

Compatible with:

- 32" Fire Bowl
- 32" Marseille Fire Bowl



Lantern Cover

Model: **8134A**

Compatible with:

- Magnolia Lantern

Stainless Steel Cover

A new cover will now be offered for the AFD long firetables (76" Contempo LP Select Long, 72" Legend Long and 72" Iron Saddle Long). Constructed of sturdy 20 gauge stainless steel, a 2" lip on each side makes access easy for handling.

GFRC Covers

Manufactured out of the same Glass Fiber Reinforced Concrete (GFRC), these protective covers are designed to fit over the firetable opening protecting the burner assembly against wind and rain. They also provide additional table surface when the burner is not in use.



Stainless Steel Cover (for Long Firetables)

Model: **8116-SS**

Compatible with:

- Contempo LP Select Long Firetable
- Legend Long Firetable
- Iron Saddle Long Firetable



Finish shown:
LB, Light Basalt

Large Rectangular GFRC Cover

Model: **8115-xx**

Compatible with:

- Iron Saddle Firetable
- Legend Firetable



Finish shown:
SM, Smoke

Round GFRC Cover

Model: **8100-xx**

Compatible with:

- Fiesta Firetable
- Contempo Round Firetable
- Cosmopolitan Round Firetable



Finish shown:
CB, Café Blanco

Rectangular GFRC Cover

Model: **8110-xx**

Compatible with:

- Contempo Rectangle Firetable
- Contempo LP Select Firetable
- Cosmopolitan Rectangle Firetable



Finish shown:
DB, Dark Basalt

Square GFRC Cover

Model: **8120-xx**

Compatible with:

- Contempo Square Firetable
- Cosmopolitan Square Firetable
- Voro Firetable
- Voro Cube



Finish shown:
SM, Smoke

Large Square GFRC Cover

Model: **8123-xx**

Compatible with:

- Cosmopolitan Square Dining Firetable



Finish shown:
FO, French Barrel Oak

Recl. Wood Round GFRC Cover

Model: **8100-xx**

Compatible with:

- Recl. Wood Contempo Round Firetable
- Recl. Wood Cosmopolitan Round Firetable



Finish shown:
FO, French Barrel Oak

Recl. Wood Rectangular GFRC Cover

Model: **8110-xx**

Compatible with:

- Recl. Wood Contempo Rectangle Firetable
- Recl. Wood Contempo LP Select Firetable
- Recl. Wood Cosmopolitan Rectangle Firetable



Finish shown:
SP, Silver Pine

Recl. Wood Square GFRC Cover

Model: **8120-xx**

Compatible with:

- Recl. Wood Contempo Square Firetable
- Recl. Wood Cosmopolitan Square Firetable



Finish shown:
SP, Silver Pine

Recl. Wood Large Square GFRC Cover

Model: **8123-xx**

Compatible with:

- Recl. Wood Cosmo Square Dining Firetable

Photographs of the protective covers shown are not to scale or in proportion.

Fireplace Accessories

Fireplace Accessories

Complement your fireplace with optional accessories custom made for each fireplace model. From Chimney Rain Vent Caps to Mesh Screens featuring Wrought Iron Scroll accents as well as GFRP Protector Plates, each accessory is expertly crafted with the same attention to detail and care as our fireplaces.

Chimney Rain Vent Cap

Scroll Screen

GFRP Protector Plate

Pictured above: Black Scroll Screen (8255-BL) on Grand Cordova Fireplace (882-35-H-CB-RBC) with 24" Charred Majestic Oak (CHMJ-24) log set.

Phoenix Fireplace
(017-01-N-SM-xxC)

Finish shown:
BA, Black Lava



Chimney Rain Vent Cap

Model: **8017RV-xx**

Compatible with:

- Phoenix
- Grand Phoenix

Finish shown:
CB, Café Blanco



Chimney Rain Vent Cap

Model: **8025RV-xx**

Compatible with:

- Petite Cordova

Finish shown:
SM, Smoke



Chimney Rain Vent Cap

Model: **8022RV-xx**

Compatible with:

- Cordova
- Grand Cordova

Finish shown:
CB, Café Blanco




Chimney Rain Vent Cap

Model: **8073RV-xx**

Compatible with:

- Mariposa

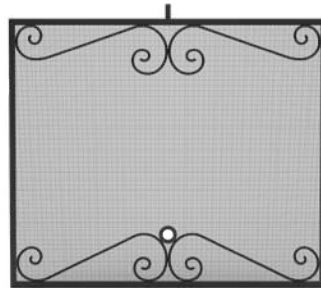


Arched Black Scroll Screen

Model: **8250-BL**

Compatible with:

- Phoenix
- Grand Phoenix
- Mariposa

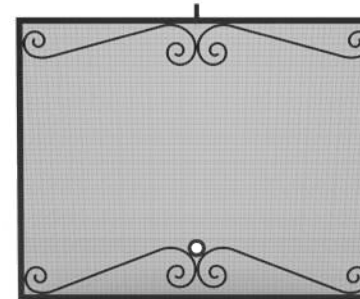


Black Scroll Screen

Model: **8253-BL**

Compatible with:

- Petite Cordova



Black Scroll Screen

Model: **8255-BL**

Compatible with:

- Cordova
- Grand Cordova




Finish shown:
CB, Café Blanco

GFRC Protector Plate

Model: **8200-xx**

Compatible with:

- Phoenix
- Grand Phoenix
- Mariposa



Finish shown:
SM, Smoke

GFRC Protector Plate

Model: **8205-xx**

Compatible with:

- Petite Cordova



Finish shown:
BA, Black Lava

GFRC Protector Plate

Model: **8210-xx**

Compatible with:

- Cordova
- Grand Cordova

Glass Wind Guards, Tank/End Tables, & Extension Hose



Square Glass Wind Guard

Model: **8202-WG**

Dimensions: 19¼"w x 19¼"d x 6¾"h

Compatible with:

- Cosmopolitan Square Firetable (640)
- Voro Firetable (725)
- Voro Cube (726)
- Contempo Square Firetable (784)



Rectangular Glass Wind Guard

Model: **8204-WG**

Dimensions: 35"w x 14½"d x 6¾"h

Compatible with:

- Contempo Rectangle Firetable (783)
- Cosmopolitan Rectangle Firetable (635)



Round Glass Wind Guard

Model: **8208-WG**

Dimensions: 26" diameter x 6¾"h

Compatible with:

- Fiesta Firetables (770 & 775)
- Contempo Round Firetable (782)
- Cosmopolitan Round Firetable (645)



LG. Square Glass Wind Guard

Model: **8210-WG**

Dimensions: 28"w x 28"d x 6¾"h

Compatible with:

- Cosmopolitan Square Dining Firetable (642)



LG. Rectangular Glass Wind Guard

Model: **8211-WG**

Dimensions: 43"w x 19¼"d x 6¾"h

Compatible with:

- Iron Saddle Firetable (580)
- Legend Firetable (581)



LG. Rectangular Glass Wind Guard

Model: **8212-WG**

Dimensions: 51½"w x 14½"d x 6¾"h

Compatible with:

- Milan Firetables (215 & 216)
- Legend Long LP Select Firetable (587)



LG. Rectangular Glass Wind Guard

Model: **8213-WG**

Dimensions: 43"w x 14½"d x 6¾"h

Compatible with:

- Legend LP Select Firetable (585)



LG. Rectangular Glass Wind Guard

Model: **8218-WG**

Dimensions: 51½"w x 19¼"d x 6¾"h

Compatible with:

- Iron Saddle Long Firetable (588)
- Legend Long Firetable (589)



Top shown:
FO, French Barrel Oak

Recl. Wood Contempo Tank/End Table

Model: **8510-BA-xx**

Dimensions: 20¾" diameter x 19¼"h

- Compatible with all L.P. units



Finish shown:
CB, Café Blanco

Contempo Tank/End Table

Model: **8510-xx**

Dimensions: 20¾" diameter x 19¼"h

- Compatible with all L.P. units



10 ft. Propane Extension Hose


Model: **5110-26**

- Compatible with all L.P. units



Note: Top also available in Silver Pine (SP) finish (model #: **8510-BA-SP**); base in Black Lava (BA) finish only.

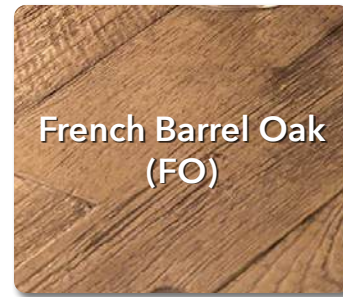
Finish Colors



Antique Finishes



Table Top Options



PRODUCT DESCRIPTION	FINISH COLORS	ANTIQUE FINISHES	TABLE TOP OPTIONS	
			FRENCH BARREL OAK	SILVER PINE
FIREPLACES				
Cordova	●			
Petite Cordova	●			
Grand Cordova	●			
Phoenix	●			
Grand Phoenix	●			
Mariposa	●			
Manhattan	●			
Milan Linear (Tall and Low)	●	●		
Contractor's Model	White Concrete			
Contractor's Model w/ Moulding				
FIRETABLES				
Calais Oval	●	●		
Contempo*	●	●	●	●
Contempo LP Select *	●	●	●	●
Contempo LP Select Long *	●	●	●	●
Cosmopolitan*	●	●	●	●
Fiesta	●	●		
Iron Saddle	●	●		
Iron Saddle Long	●	●		
Legend	●	●		
Legend Long	●	●		
Legend LP Select	●	●		
Legend LP Select Long	●	●		
Meadow	●	●		
Milan Linear (Tall and Low)	●	●		
Voro	●	●		
FIRE BOWLS				
Fire Bowls	●	●		
Marseille	●	●		
Bordeaux	●	●		
Reclaimed Wood Bordeaux			●	●
FIRE PITS				
Contractor's Model	●	●		
Louvre	●	●		
FIRE URNS & LANTERN				
Eclipse	●	●		
Wave	●	●		
Magnolia Lantern	●	●		

*Bases on Reclaimed Wood Firetables are available in Black Lava (BA) finish only.

Note: American Fyre Designs™ products are individually handcrafted and finishes shown are subject to slight texture and color variation.

AMERICAN FYRE DESIGNS™ LIMITED WARRANTY HIGHLIGHTS

THREE (3) YEAR WARRANTY

AMERICAN FYRE DESIGNS™ EXTERIOR (GFRC) FIRE FEATURES AND ACCESSORIES ARE WARRANTED FOR **THREE (3) YEARS**

ONE (1) YEAR WARRANTY

ALL AMERICAN FYRE DESIGNS™ VALVES, BURNERS, ELECTRICAL COMPONENTS, AND CONTROLS (EXCLUDING BATTERIES) ARE WARRANTED FOR **ONE (1) YEAR**

THIS WARRANTY APPLIES TO THE ORIGINAL PURCHASER WITH INVOICE OR PROOF OF PURCHASE AND TO SINGLE FAMILY RESIDENTIAL USE ONLY. FOR ADDITIONAL INFORMATION REGARDING THIS WARRANTY, OR TO PLACE A WARRANTY CLAIM CONTACT YOUR AUTHORIZED AMERICAN FYRE DESIGNS™ DEALER

Diagrams, illustrations and photographs are not to scale – consult installation instructions.

Product designs, materials, dimensions, specifications, colors and prices are subject to change or discontinuance without notice.



14724 Proctor Ave • City of Industry, CA 91746

Phone (626) 369-5085 • Fax (626) 369-5979

www.americanfyredesigns.com